

BEFORE THE ILLINOIS POLLUTION CONTROL BOARD

In the Matter of:)	
)	
SIERRA CLUB, ENVIRONMENTAL)	
LAW AND POLICY CENTER,)	
PRAIRIE RIVERS NETWORK, and)	
CITIZENS AGAINST RUINING THE)	
ENVIRONMENT)	
)	PCB No-2013-015
Complainants,)	(Enforcement – Water)
)	
v.)	
)	
MIDWEST GENERATION, LLC,)	
)	
Respondents)	

NOTICE OF FILING

PLEASE TAKE NOTICE that I have filed today with the Illinois Pollution Control Board the attached Demonstrative Exhibits, copies of which are served on you along with this notice.

Respectfully Submitted,



Lindsay Dubin
Environmental Law & Policy Center
35 E. Wacker Dr., Suite 1600
Chicago, IL 60601
ldubin@elpc.org
(312) 795-3726

Dated: October 20, 2017

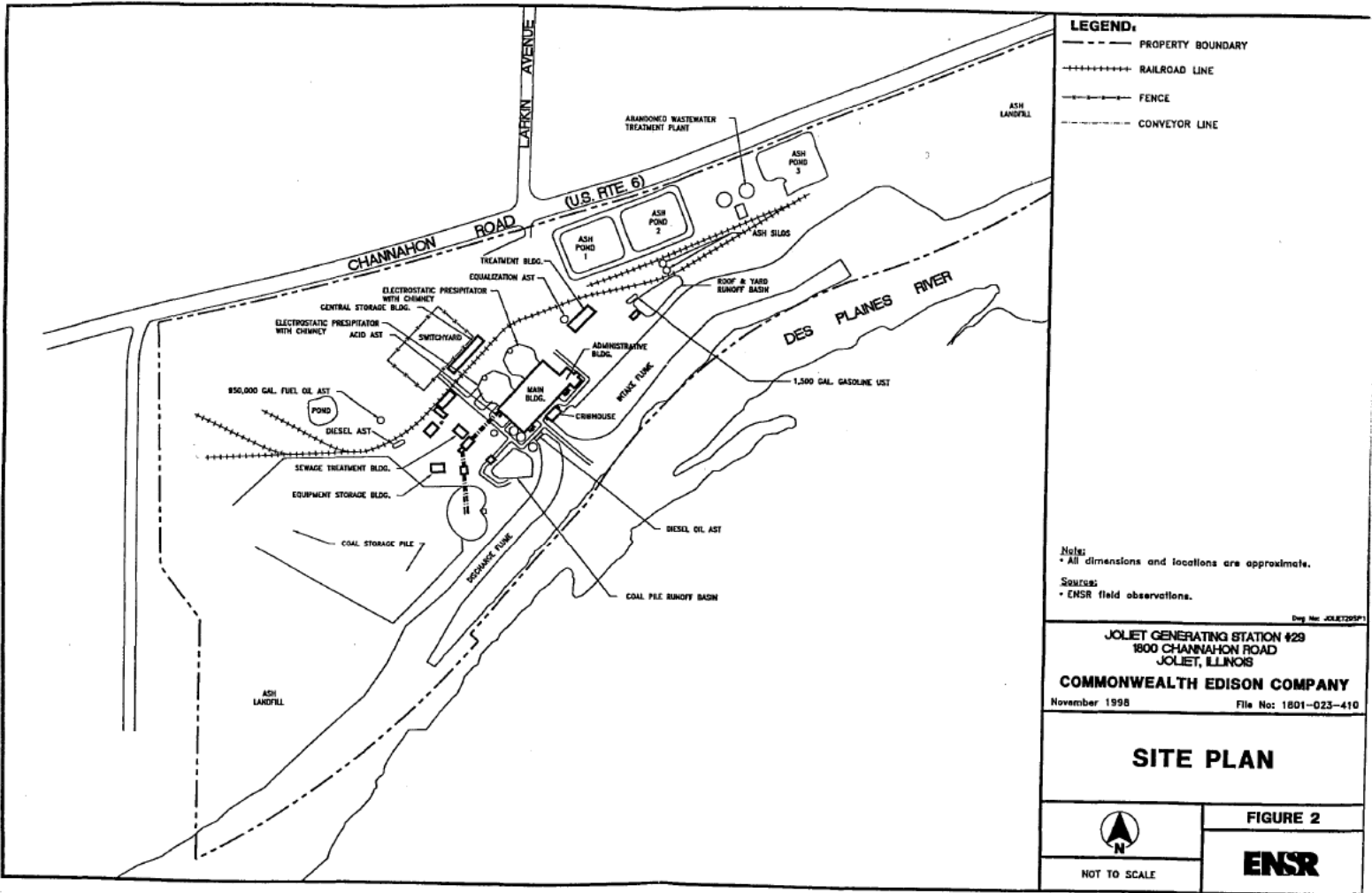
NOTE:
BACKGROUND MAP RETRIEVED FROM GOOGLE MAPS 2013



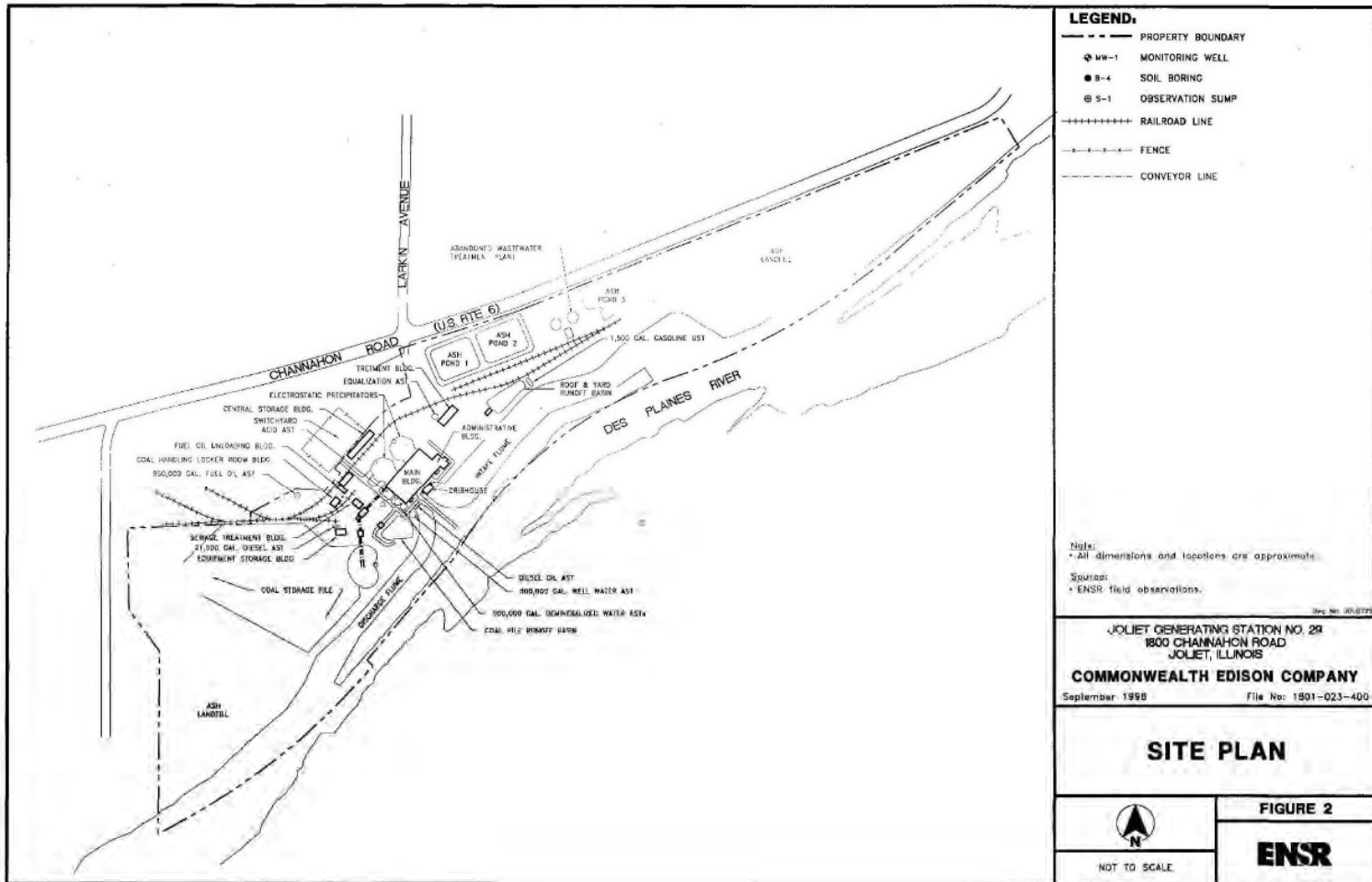
K:\Projects\12-15-08295

 0 250' APPROXIMATE SCALE	ENVIRONMENTAL CONSULTATION & REMEDIATION K P R G KPRG and Associates, Inc. 14665 West Lisbon Road, Suite 28 Brookfield, Wisconsin 53005 Telephone 262-781-0475 Facsimile 262-781-0478 414 Plaza Drive, Suite 106 Westmont, Illinois 60559 Telephone 630-325-1300 Facsimile 630-325-1593	SITE MAP		
	JOLIET #29 GENERATING STATION JOLIET, ILLINOIS			
	Scale: 1" = 250'		Date: January 23, 2015	
	KPRG Project No. 12313.0		FIGURE 1	

Joliet #29



Joliet #29



MWG13-15_25149

Electronic Filing: Received, Clerk's Office 10/20/2017

JOLIET 29 - DATA UTILIZED FOR HEARING CHARTS AND TABLES

MW-1			MW-2		
Date	Boron (mg/L)	Sulfate (mg/L)	Date	Boron (mg/L)	Sulfate (mg/L)
12/6/2010	0.31	180.00	12/6/2010	0.31	190.00
6/14/2011	0.29	81.00	6/14/2011	0.35	67.00
9/14/2011			9/14/2011	0.44	110.00
12/7/2011			12/7/2011	0.74	150.00
3/15/2012			3/15/2012	0.22	110.00
6/19/2012			6/19/2012		
9/19/2012	0.38	240.00	9/19/2012	0.35	190.00
12/20/2012			12/20/2012	0.42	140.00
3/5/2013			3/5/2013	0.41	130.00
5/23/2013	0.33	140.00	5/23/2013	0.35	150.00
7/22/2013			7/22/2013	0.29	140.00
10/15/2013			10/15/2013	0.41	130.00
2/21/2014			2/21/2014	0.34	61.00
5/1/2014			5/2/2014	0.25	68.00
8/18/2014	0.22	59.00	8/18/2014	0.22	85.00
10/23/2014	0.21	65.00	10/23/2014	0.22	92.00
2/10/2015			2/10/2015	0.23	67.00
5/27/2015			5/27/2015	0.35	100.00
8/4/2015			8/4/2015	0.25	85.00
10/28/2015			10/28/2015	0.21	60.00
2/9/2016			2/9/2016	0.20	88.00
5/11/2016	0.18	170.00	5/11/2016	0.18	100.00
8/30/2016	0.24	74.00	8/30/2016	0.18	62.00
11/3/2016	0.25	62.00	11/1/2016	0.18	41.00
2/6/2017			2/8/2017	0.17	50.00
4/25/2017			4/25/2017	0.15	140.00
Median	0.25	81.00	0.25	100.00	
Mean	0.27	119.00	0.30	104.24	
Std. Dev	0.06	65.80	0.13	41.81	
Maximum	0.38	240.00	0.74	190.00	
Minimum	0.18	59.00	0.15	41.00	
N	9	9	25	25	

NOTE: All concentrations are dissolved unless otherwise noted.

Means the concentration is total recoverable. NOT included in the Statistics or Table.

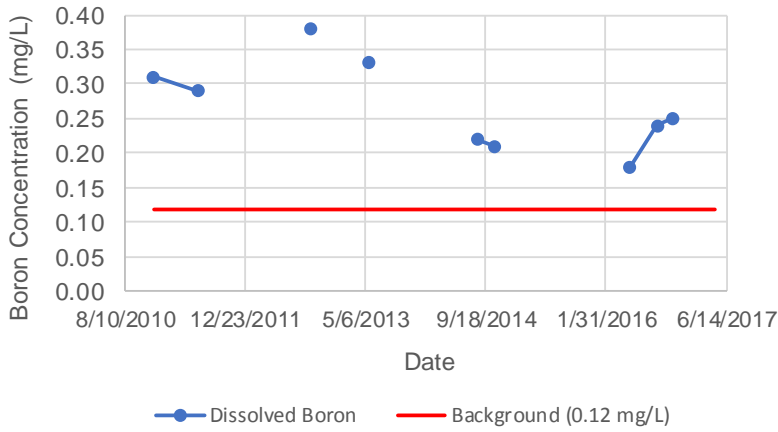
JOLIET #29 - MEDIAN BORON AND SULFATE CONCENTRATIONS COMPARED TO BACKGROUND

Well	Boron Concentration (mg/L)		Sulfate Concentration (mg/L)	
	Median	Background	Median	Background
MW-1	0.25	0.12	81	54
MW-2	0.25	0.12	100	54
MW-3	0.37	0.12	120	54
MW-4	0.37	0.12	110	54
MW-5	0.57	0.12	170	54
MW-6	0.25	0.12	110	54
MW-7	0.23	0.12	130	54
MW-8	0.16	0.12	73	54
MW-9	0.34	0.12	1100	54
MW-10	0.44	0.12	110	54
MW-11	1.2	0.12	120	54

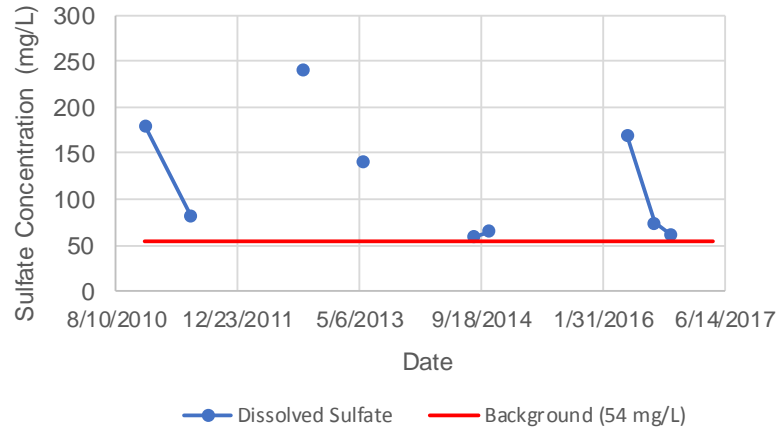
NOTE: All concentrations are dissolved unless otherwise noted.

Joliet #29

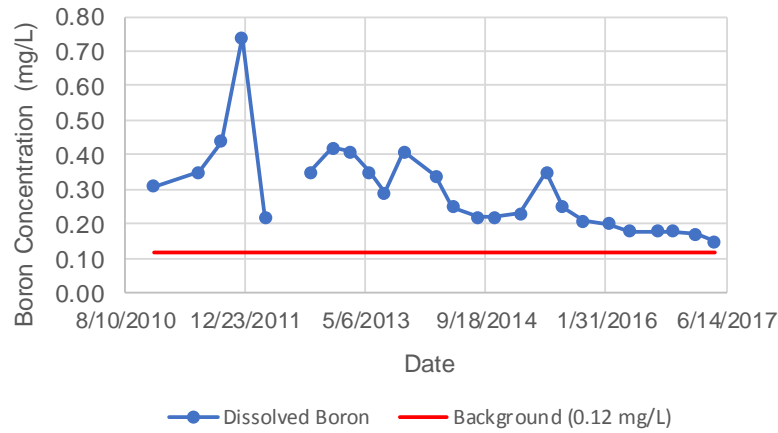
MW-1



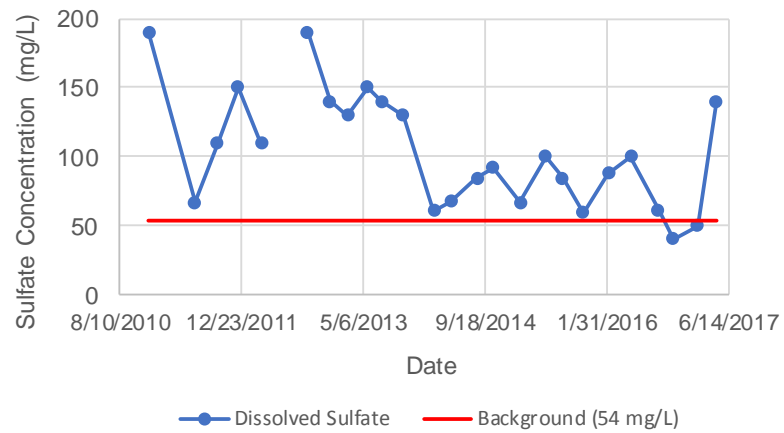
MW-1



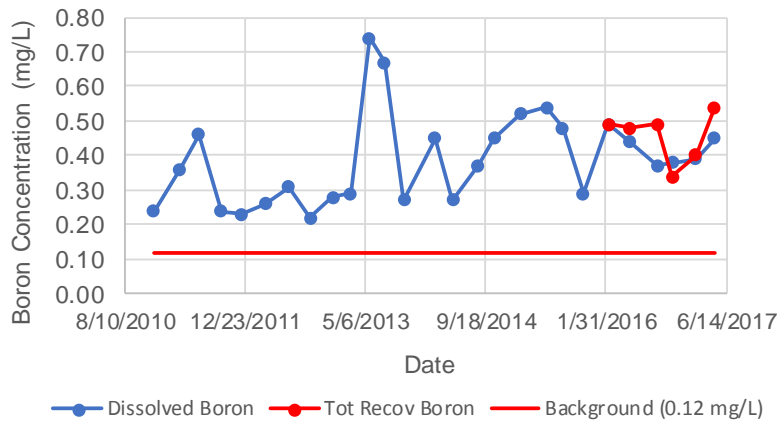
MW-2



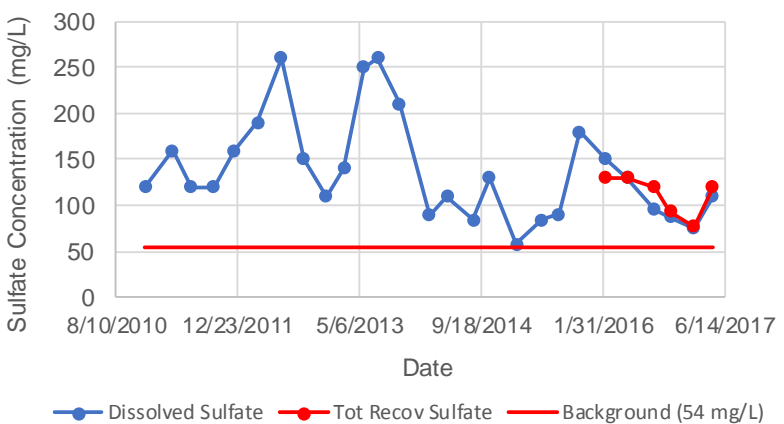
MW-2



MW-3



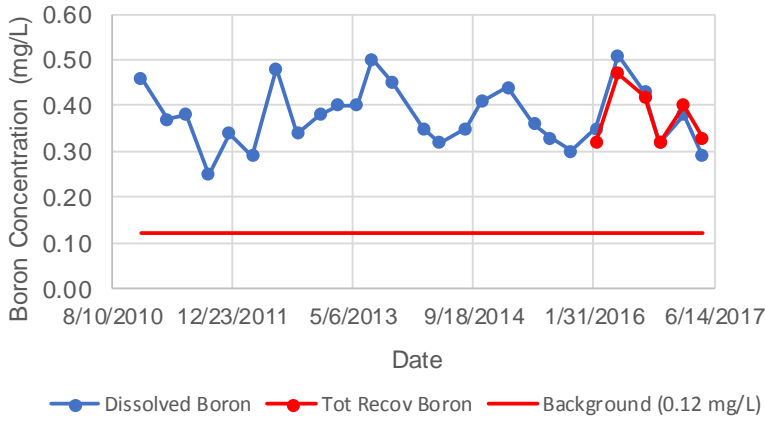
MW-3



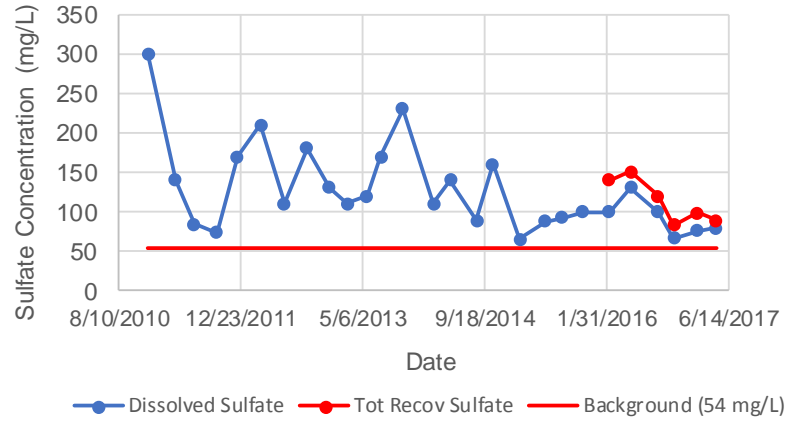
Electronic Filing: Received, Clerk's Office 10/20/2017

Joliet #29

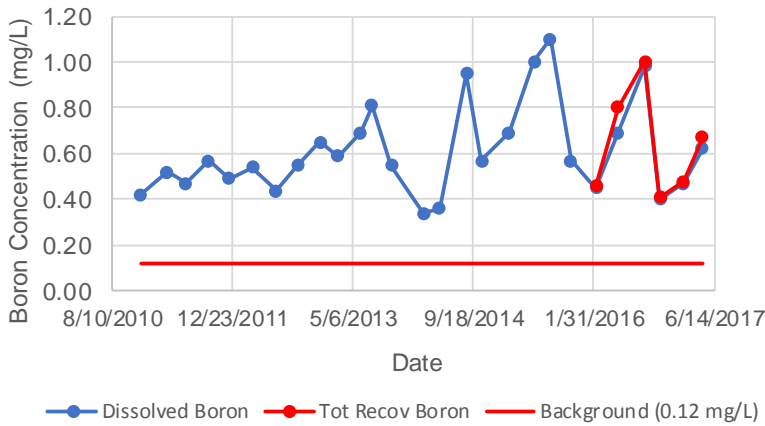
MW-4



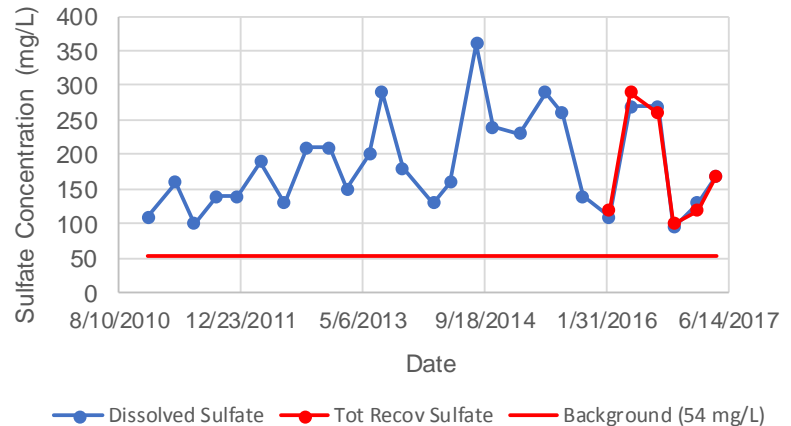
MW-4



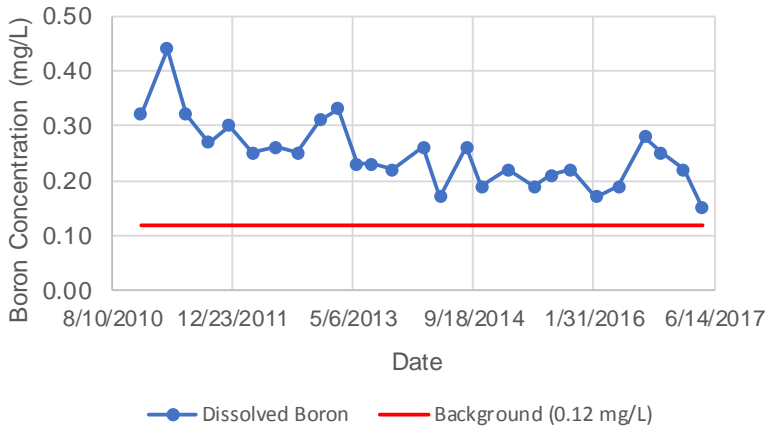
MW-5



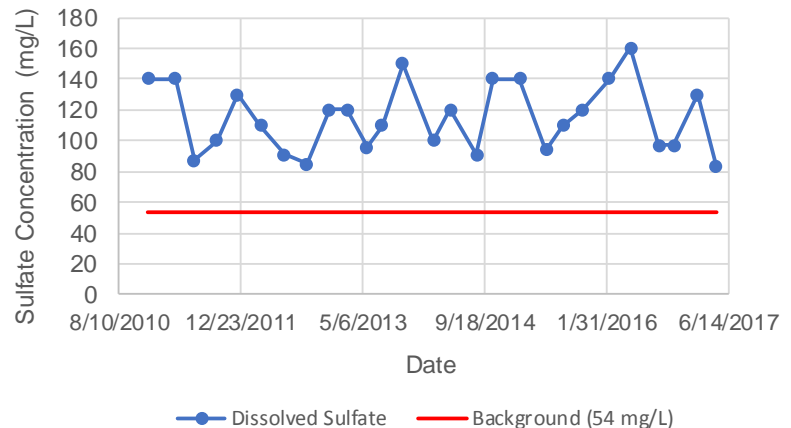
MW-5



MW-6



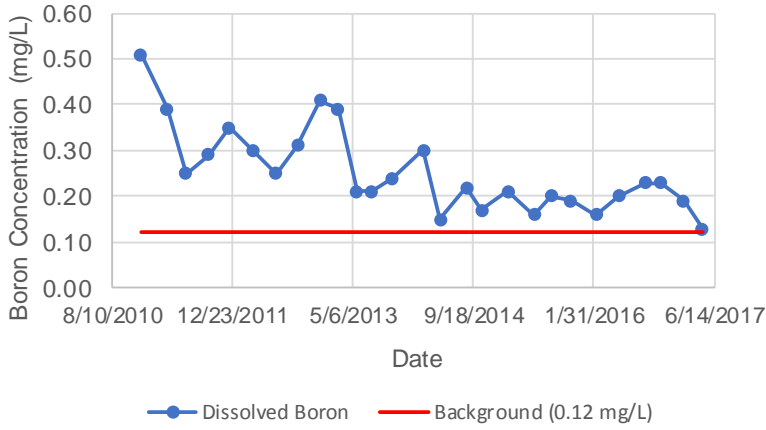
MW-6



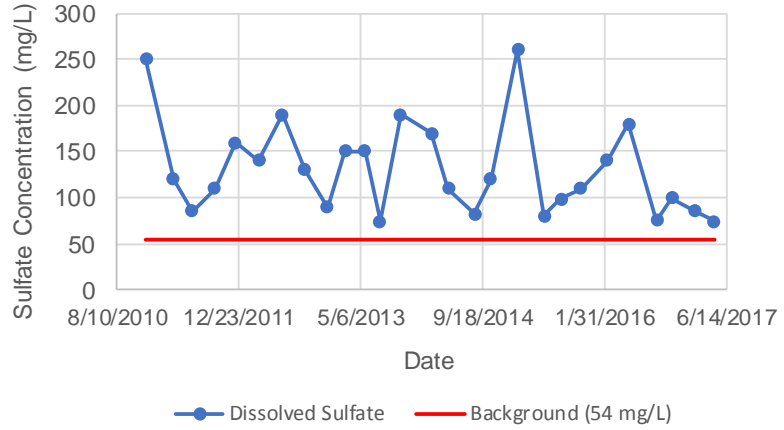
Electronic Filing: Received, Clerk's Office 10/20/2017

Joliet #29

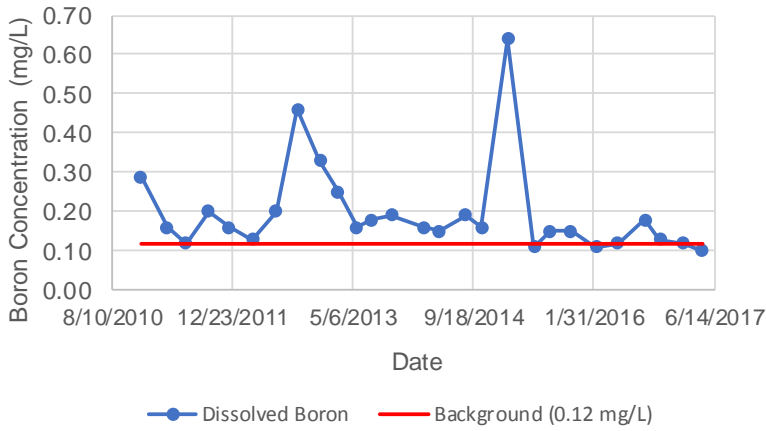
MW-7



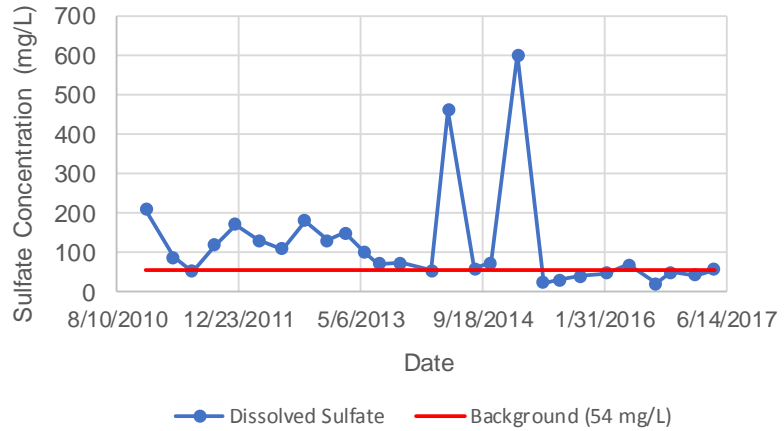
MW-7



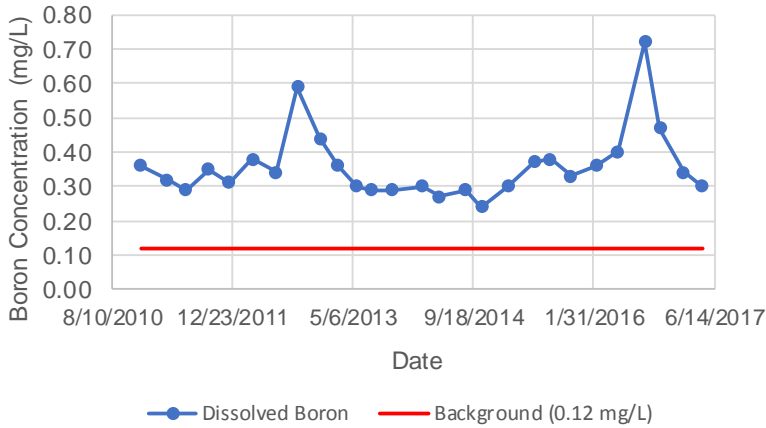
MW-8



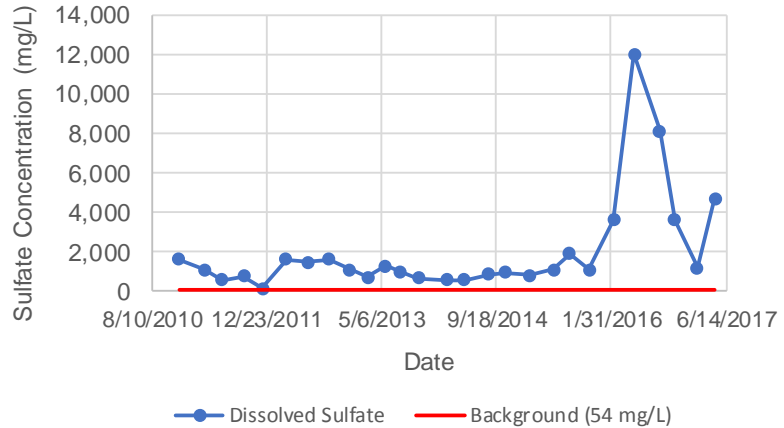
MW-8



MW-9

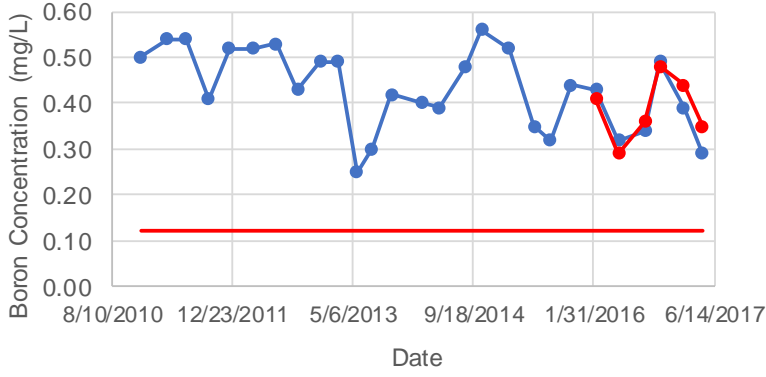


MW-9

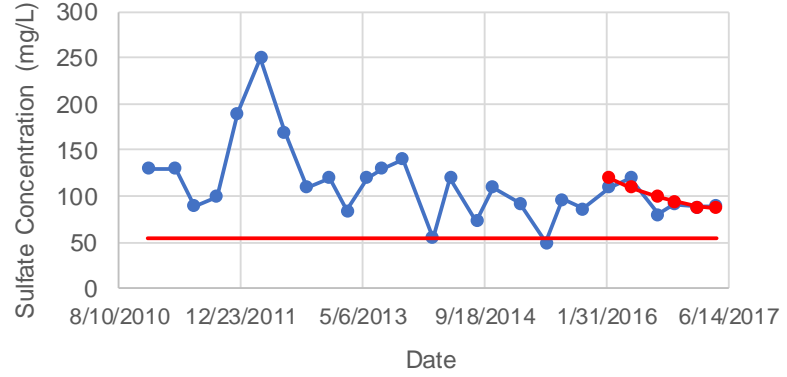


Joliet #29

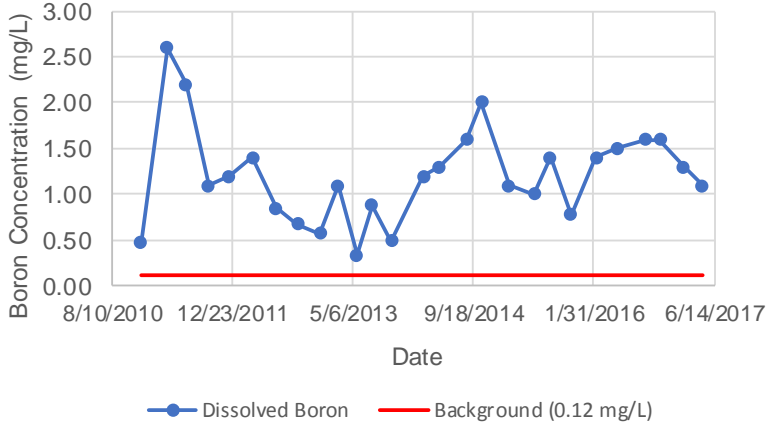
MW-10



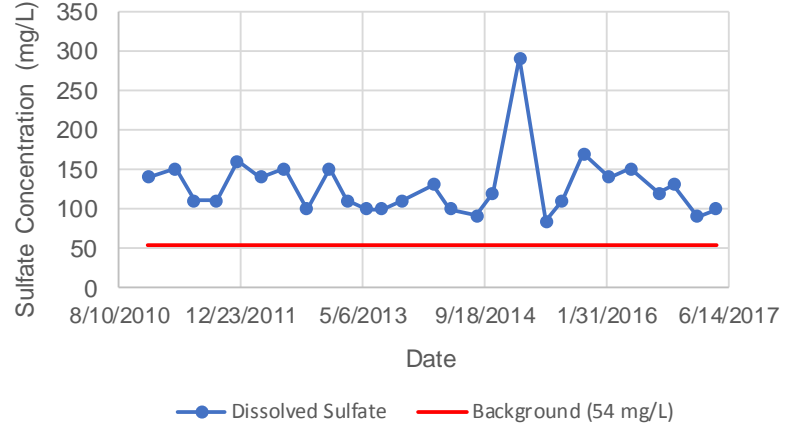
MW-10



MW-11



MW-11



Electronic Filing: Received, Clerk's Office 10/20/2017

JOLIET 29 - DATA UTILIZED FOR HEARING CHARTS AND TABLES

MW-1			MW-2		
Date	Boron (mg/L)	Sulfate (mg/L)	Date	Boron (mg/L)	Sulfate (mg/L)
12/6/2010	0.31	180.00	12/6/2010	0.31	190.00
6/14/2011	0.29	81.00	6/14/2011	0.35	67.00
9/14/2011			9/14/2011	0.44	110.00
12/7/2011			12/7/2011	0.74	150.00
3/15/2012			3/15/2012	0.22	110.00
6/19/2012			6/19/2012		
9/19/2012	0.38	240.00	9/19/2012	0.35	190.00
12/20/2012			12/20/2012	0.42	140.00
3/5/2013			3/5/2013	0.41	130.00
5/23/2013	0.33	140.00	5/23/2013	0.35	150.00
7/22/2013			7/22/2013	0.29	140.00
10/15/2013			10/15/2013	0.41	130.00
2/21/2014			2/21/2014	0.34	61.00
5/1/2014			5/2/2014	0.25	68.00
8/18/2014	0.22	59.00	8/18/2014	0.22	85.00
10/23/2014	0.21	65.00	10/23/2014	0.22	92.00
2/10/2015			2/10/2015	0.23	67.00
5/27/2015			5/27/2015	0.35	100.00
8/4/2015			8/4/2015	0.25	85.00
10/28/2015			10/28/2015	0.21	60.00
2/9/2016			2/9/2016	0.20	88.00
5/11/2016	0.18	170.00	5/11/2016	0.18	100.00
8/30/2016	0.24	74.00	8/30/2016	0.18	62.00
11/3/2016	0.25	62.00	11/1/2016	0.18	41.00
2/6/2017			2/8/2017	0.17	50.00
4/25/2017			4/25/2017	0.15	140.00
Median	0.25	81.00		0.25	100.00
Mean	0.27	119.00		0.30	104.24
Std. Dev	0.06	65.80		0.13	41.81
Maximum	0.38	240.00		0.74	190.00
Minimum	0.18	59.00		0.15	41.00
N	9	9		25	25

NOTE: All concentrations are dissolved unless otherwise noted.

 Means the concentration is total recoverable. NOT included in the Statistics or Table.

Electronic Filing: Received, Clerk's Office 10/20/2017

JOLIET 29 - DATA UTILIZED FOR HEARING CHARTS AND TABLES

MW-3			MW-4		
Date	Boron (mg/L)	Sulfate (mg/L)	Date	Boron (mg/L)	Sulfate (mg/L)
12/7/2010	0.24	120.00	12/6/2010	0.46	300.00
3/28/2011	0.36	160.00	3/28/2011	0.37	140.00
6/14/2011	0.46	120.00	6/14/2011	0.38	84.00
9/14/2011	0.24	120.00	9/14/2011	0.25	74.00
12/7/2011	0.23	160.00	12/7/2011	0.34	170.00
3/15/2012	0.26	190.00	3/15/2012	0.29	210.00
6/19/2012	0.31	260.00	6/19/2012	0.48	110.00
9/19/2012	0.22	150.00	9/19/2012	0.34	180.00
12/20/2012	0.28	110.00	12/20/2012	0.38	130.00
3/5/2013	0.29	140.00	3/5/2013	0.40	110.00
5/22/2013	0.74	250.00	5/22/2013	0.40	120.00
7/22/2013	0.67	260.00	7/22/2013	0.50	170.00
10/15/2013	0.27	210.00	10/16/2013	0.45	230.00
2/17/2014	0.45	89.00	2/21/2014	0.35	110.00
5/2/2014	0.27	110.00	5/1/2014	0.32	140.00
8/18/2014	0.37	84.00	8/18/2014	0.35	89.00
10/23/2014	0.45	130.00	10/23/2014	0.41	160.00
2/10/2015	0.52	58.00	2/10/2015	0.44	65.00
5/27/2015	0.54	84.00	5/27/2015	0.36	88.00
8/4/2015	0.48	91.00	8/4/2015	0.33	92.00
10/28/2015	0.29	180.00	10/28/2015	0.30	100.00
2/10/2016	0.49	150.00	2/10/2016	0.35	100.00
5/10/2016	0.44	130.00	5/10/2016	0.51	130.00
8/31/2016	0.37	96.00	8/31/2016	0.43	100.00
11/2/2016	0.38	87.00	11/2/2016	0.32	67.00
2/6/2017	0.39	75.00	2/6/2017	0.38	76.00
4/26/2017	0.45	110.00	4/26/2017	0.29	80.00
2/10/2016	0.49	130.00	2/10/2016	0.32	140.00
5/10/2016	0.48	130.00	5/10/2016	0.47	150.00
8/31/2016	0.49	120.00	8/31/2016	0.42	120.00
11/2/2016	0.34	94.00	11/2/2016	0.32	83.00
2/6/2017	0.40	77.00	2/6/2017	0.40	98.00
4/26/2017	0.54	120.00	4/26/2017	0.33	89.00
	0.37	120.00		0.37	110.00
	0.39	137.93		0.38	126.85
	0.13	56.11		0.07	55.33
	0.74	260.00		0.51	300.00
	0.22	58.00		0.25	65.00
	27	27		27	27

Electronic Filing: Received, Clerk's Office 10/20/2017

JOLIET 29 - DATA UTILIZED FOR HEARING CHARTS AND TABLES

MW-5			MW-6		
Date	Boron (mg/L)	Sulfate (mg/L)	Date	Boron (mg/L)	Sulfate (mg/L)
12/6/2010	0.42	110.00	12/6/2010	0.32	140.00
3/28/2011	0.52	160.00	3/28/2011	0.44	140.00
6/14/2011	0.47	100.00	6/14/2011	0.32	87.00
9/14/2011	0.57	140.00	9/14/2011	0.27	100.00
12/7/2011	0.49	140.00	12/7/2011	0.30	130.00
3/15/2012	0.54	190.00	3/15/2012	0.25	110.00
6/19/2012	0.44	130.00	6/19/2012	0.26	91.00
9/19/2012	0.55	210.00	9/19/2012	0.25	85.00
12/20/2012	0.65	210.00	12/20/2012	0.31	120.00
3/5/2013	0.59	150.00	3/5/2013	0.33	120.00
6/5/2013	0.69	200.00	5/22/2013	0.23	96.00
7/23/2013	0.81	290.00	7/23/2013	0.23	110.00
10/15/2013	0.55	180.00	10/16/2013	0.22	150.00
2/21/2014	0.34	130.00	2/21/2014	0.26	100.00
5/1/2014	0.36	160.00	5/2/2014	0.17	120.00
8/19/2014	0.95	360.00	8/19/2014	0.26	91.00
10/23/2014	0.57	240.00	10/23/2014	0.19	140.00
2/11/2015	0.69	230.00	2/10/2015	0.22	140.00
5/27/2015	1.00	290.00	5/28/2015	0.19	94.00
8/4/2015	1.10	260.00	8/5/2015	0.21	110.00
10/28/2015	0.57	140.00	10/27/2015	0.22	120.00
2/10/2016	0.45	110.00	2/11/2016	0.17	140.00
5/10/2016	0.69	270.00	5/12/2016	0.19	160.00
8/31/2016	0.98	270.00	9/1/2016	0.28	97.00
11/2/2016	0.40	95.00	11/3/2016	0.25	97.00
2/6/2017	0.47	130.00	2/7/2017	0.22	130.00
4/26/2017	0.62	170.00	4/27/2017	0.15	83.00
2/10/2016	0.46	120.00			
5/10/2016	0.80	290.00			
8/31/2016	1.00	260.00			
11/2/2016	0.41	100.00			
2/6/2017	0.48	120.00			
4/26/2017	0.67	170.00			
	0.57	170.00		0.25	110.00
	0.61	187.59		0.25	114.85
	0.20	68.94		0.06	22.15
	1.10	360.00		0.44	160.00
	0.34	95.00		0.15	83.00
	27	27		27	27

Electronic Filing: Received, Clerk's Office 10/20/2017

JOLIET 29 - DATA UTILIZED FOR HEARING CHARTS AND TABLES

MW-7			MW-8		
Date	Boron (mg/L)	Sulfate (mg/L)	Date	Boron (mg/L)	Sulfate (mg/L)
12/6/2010	0.51	250.00	12/6/2010	0.29	210.00
3/28/2011	0.39	120.00	3/28/2011	0.16	87.00
6/14/2011	0.25	85.00	6/14/2011	0.12	52.00
9/14/2011	0.29	110.00	9/14/2011	0.20	120.00
12/7/2011	0.35	160.00	12/7/2011	0.16	170.00
3/15/2012	0.30	140.00	3/15/2012	0.13	130.00
6/19/2012	0.25	190.00	6/19/2012	0.20	110.00
9/19/2012	0.31	130.00	9/19/2012	0.46	180.00
12/20/2012	0.41	90.00	12/20/2012	0.33	130.00
3/5/2013	0.39	150.00	3/5/2013	0.25	150.00
5/22/2013	0.21	150.00	5/23/2013	0.16	99.00
7/23/2013	0.21	74.00	7/22/2013	0.18	72.00
10/16/2013	0.24	190.00	10/15/2013	0.19	74.00
2/21/2014	0.30	170.00	2/21/2014	0.16	54.00
5/2/2014	0.15	110.00	5/1/2014	0.15	460.00
8/19/2014	0.22	82.00	8/18/2014	0.19	59.00
10/23/2014	0.17	120.00	10/23/2014	0.16	73.00
2/10/2015	0.21	260.00	2/10/2015	0.64	600.00
5/28/2015	0.16	80.00	5/27/2015	0.11	25.00
8/5/2015	0.20	99.00	8/4/2015	0.15	31.00
10/27/2015	0.19	110.00	10/27/2015	0.15	41.00
2/11/2016	0.16	140.00	2/9/2016	0.11	48.00
5/12/2016	0.20	180.00	5/11/2016	0.12	70.00
9/1/2016	0.23	75.00	8/30/2016	0.18	23.00
11/3/2016	0.23	100.00	11/1/2016	0.13	50.00
2/7/2017	0.19	85.00	2/7/2017	0.12	43.00
4/27/2017	0.13	74.00	4/25/2017	0.10	57.00
	0.23	120.00		0.16	73.00
	0.25	130.52		0.20	119.19
	0.09	50.95		0.12	129.69
	0.51	260.00		0.64	600.00
	0.13	74.00		0.10	23.00
	27	27		27	27

Electronic Filing: Received, Clerk's Office 10/20/2017

JOLIET 29 - DATA UTILIZED FOR HEARING CHARTS AND TABLES

MW-9			MW-10		
Date	Boron (mg/L)	Sulfate (mg/L)	Date	Boron (mg/L)	Sulfate (mg/L)
12/6/2010	0.36	1600.00	12/6/2010	0.50	130.00
3/28/2011	0.32	1100.00	3/28/2011	0.54	130.00
6/14/2011	0.29	580.00	6/14/2011	0.54	89.00
9/14/2011	0.35	750.00	9/14/2011	0.41	100.00
12/7/2011	0.31	130.00	12/7/2011	0.52	190.00
3/15/2012	0.38	1600.00	3/15/2012	0.52	250.00
6/19/2012	0.34	1500.00	6/19/2012	0.53	170.00
9/19/2012	0.59	1600.00	9/19/2012	0.43	110.00
12/20/2012	0.44	1100.00	12/20/2012	0.49	120.00
3/5/2013	0.36	700.00	3/5/2013	0.49	84.00
5/23/2013	0.30	1300.00	5/22/2013	0.25	120.00
7/22/2013	0.29	1000.00	7/23/2013	0.30	130.00
10/15/2013	0.29	680.00	10/15/2013	0.42	140.00
2/17/2014	0.30	560.00	2/17/2014	0.40	55.00
5/1/2014	0.27	560.00	5/1/2014	0.39	120.00
8/18/2014	0.29	880.00	8/18/2014	0.48	73.00
10/23/2014	0.24	960.00	10/23/2014	0.56	110.00
2/10/2015	0.30	820.00	2/11/2015	0.52	93.00
5/27/2015	0.37	1100.00	5/28/2015	0.35	50.00
8/4/2015	0.38	1900.00	8/4/2015	0.32	97.00
10/27/2015	0.33	1100.00	10/28/2015	0.44	86.00
2/9/2016	0.36	3600.00	2/10/2016	0.43	110.00
5/11/2016	0.40	12000.00	5/12/2016	0.32	120.00
8/30/2016	0.72	8100.00	8/31/2016	0.34	80.00
11/1/2016	0.47	3600.00	11/2/2016	0.49	92.00
2/8/2017	0.34	1200.00	2/7/2017	0.39	88.00
4/25/2017	0.30	4700.00	4/26/2017	0.29	89.00
			2/10/2016	0.41	120.00
			5/12/2016	0.29	110.00
			8/31/2016	0.36	100.00
			11/2/2016	0.48	95.00
			2/7/2017	0.44	88.00
			4/26/2017	0.35	87.00
	0.34	1100.00		0.43	110.00
	0.36	2026.67		0.43	112.07
	0.10	2587.65		0.09	41.31
	0.72	12000.00		0.56	250.00
	0.24	130.00		0.25	50.00
	27	27		27	27
			Reg. Backgnd.	0.12	54.00
			Median		

Electronic Filing: Received, Clerk's Office 10/20/2017

JOLIET 29 - DATA UTILIZED FOR HEARING CHARTS AND TABLES

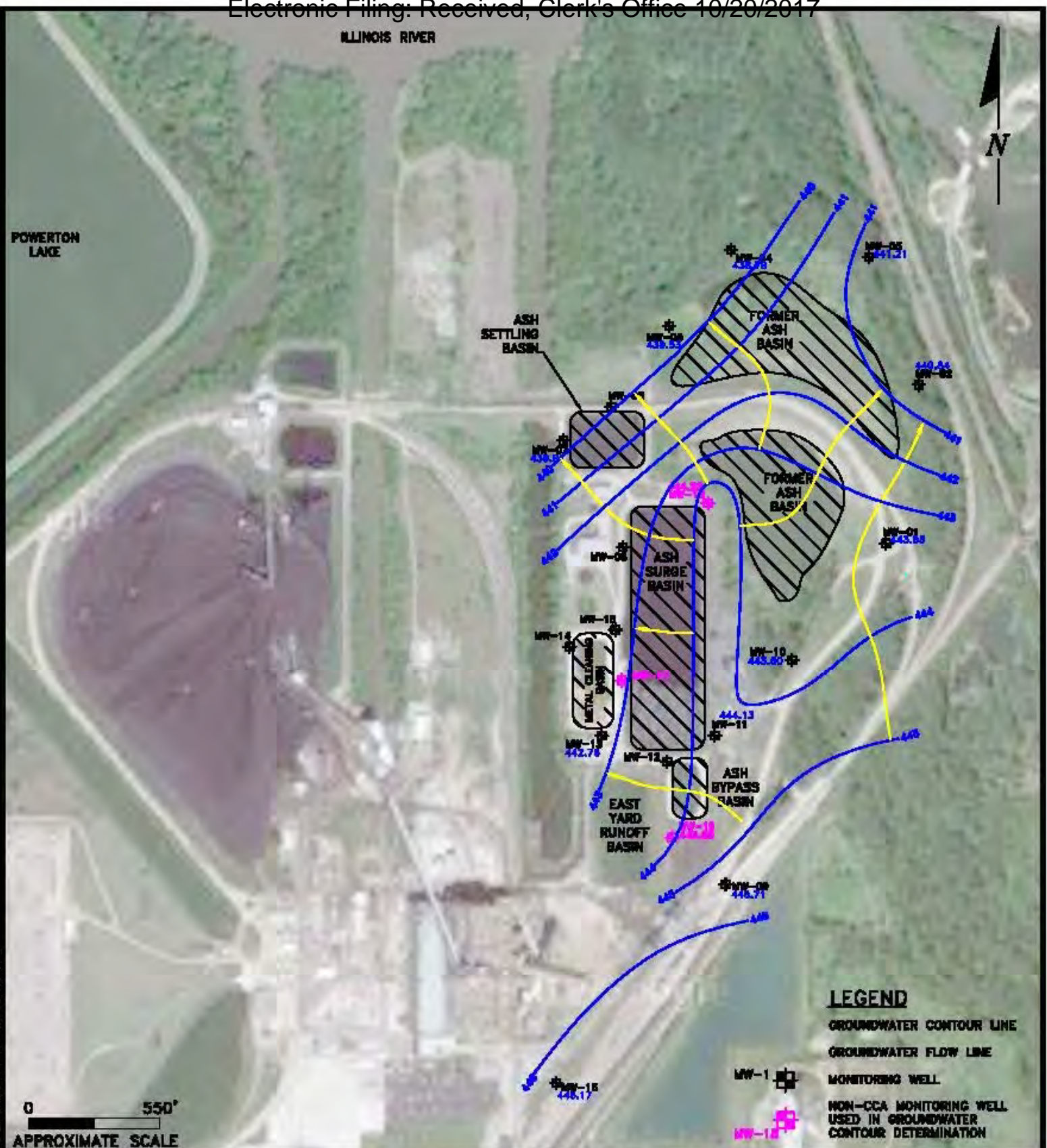
MW-11		
Date	Boron (mg/L)	Sulfate (mg/L)
12/6/2010	0.47	140.00
3/28/2011	2.60	150.00
6/14/2011	2.20	110.00
9/14/2011	1.10	110.00
12/7/2011	1.20	160.00
3/15/2012	1.40	140.00
6/19/2012	0.85	150.00
9/19/2012	0.68	100.00
12/20/2012	0.57	150.00
3/5/2013	1.10	110.00
5/23/2013	0.34	100.00
7/23/2013	0.88	100.00
10/15/2013	0.49	110.00
2/21/2014	1.20	130.00
5/1/2014	1.30	100.00
8/19/2014	1.60	91.00
10/23/2014	2.00	120.00
2/11/2015	1.10	290.00
5/28/2015	1.00	84.00
8/4/2015	1.40	110.00
10/29/2015	0.78	170.00
2/11/2016	1.40	140.00
5/11/2016	1.50	150.00
9/1/2016	1.60	120.00
11/2/2016	1.60	130.00
2/7/2017	1.30	90.00
4/26/2017	1.10	100.00

1.20	120.00
1.21	127.96
0.53	40.11
2.60	290.00
0.34	84.00
27	27

ILLINOIS RIVER

POWERTON LAKE

N



ENVIRONMENTAL CONSULTATION & REMEDIATION

K P R G KPRG and Associates, Inc.

14885 West Linden Road, Suite 28 Brookfield, Wisconsin 53005 Telephone 262-781-0475 Facsimile 262-781-0478

414 Plaza Drive, Suite 106 Westmont, Illinois 60559 Telephone 630-325-1300 Facsimile 630-325-1593

GROUNDWATER CONTOUR MAP FOR GRAVELLY SAND UNIT 02/2017

POWERTON STATION PEKIN, ILLINOIS

Scale: 1" = 550' Date: April 11, 2017

KPRG Project No. 12313.1 MWG 1510_0211

FIGURE 3

Electronic Filing: Received, Clerk's Office 10/20/2017
 POWERTON - DATA UTILIZED FOR HEARING CHARTS AND TABLES

MW-1			MW-2		
Date	Boron (mg/L)	Sulfate (mg/L)	Date	Boron (mg/L)	Sulfate (mg/L)
12/15/2010	0.450	50.00	12/15/2010	0.380	52.00
3/25/2011	0.260	30.00	3/25/2011	0.230	42.00
6/16/2011	0.330	39.00	6/16/2011	0.350	53.00
9/20/2011	1.000	83.00	9/20/2011	0.830	70.00
12/12/2011	0.480	31.00	12/12/2011	0.690	69.00
3/19/2012	0.290	61.00	3/19/2012	0.270	55.00
6/25/2012	0.460	68.00	6/25/2012	0.740	73.00
9/18/2012	1.800	72.00	9/18/2012	0.650	69.00
12/12/2012	1.000	91.00	12/12/2012	0.800	95.00
2/27/2013	1.700	77.00	2/27/2013	0.290	53.00
5/29/2013	0.470	330.00	5/29/2013	0.210	96.00
7/29/2013	0.480	270.00	7/29/2013	1.400	140.00
10/21/2013	0.620	85.00	10/21/2013	2.700	190.00
3/6/2014	0.530	99.00	3/5/2014	0.280	53.00
5/27/2014	0.260	51.00	5/27/2014	0.380	63.00
8/28/2014	0.160	36.00	8/25/2014	1.100	76.00
10/29/2014	0.075	54.00	10/27/2014	0.078	49.00
2/23/2015	0.059	43.00	2/25/2015	0.082	57.00
5/11/2015	0.087	50.00	5/13/2015	0.110	41.00
8/18/2015	0.300	55.00	8/17/2015	0.410	53.00
11/16/2015	0.940	66.00	11/17/2015	0.500	77.00
2/25/2016	0.260	57.00	2/23/2016	0.240	73.00
5/20/2016	0.310	59.00	5/17/2016	0.300	54.00
8/17/2016	0.270	51.00	8/16/2016	0.320	39.00
11/16/2016	0.170	55.00	11/15/2016	0.150	53.00
2/14/2017	0.140	58.00	2/14/2017	0.160	50.00
5/3/2017	0.170	40.00	5/1/2017	0.210	60.00

5/20/2016	0.340	65.00
8/17/2016	0.270	50.00
11/16/2016	0.180	32.00
2/14/2017	0.180	60.00
5/3/2017	0.19	45.00

Median	0.310	57.000	0.320	57.000
Mean	0.484	76.333	0.513	68.704
Std. Dev	0.448	67.333	0.542	32.019
Maximum	1.800	330.000	2.700	190.000
Minimum	0.059	30.000	0.078	39.000
N	27	27	27	27

NOTE: All concentrations are dissolved unless otherwise noted.

Means Not Detected and replaced with 1/2 Detection Limit.

Means the concentration is total recoverable. NOT included in the Statistics.

POWERTON - MEDIAN BORON AND SULFATE CONCENTRATIONS COMPARED TO BACKGROUND

Well	Boron Concentration (mg/L)		Sulfate Concentration (mg/L)	
	Median	Background	Median	Background
MW-1	0.31	0.18	57	40
MW-2	0.32	0.18	57	40
MW-3	0.32	0.18	65	40
MW-4	0.78	0.18	100	40
MW-5	0.72	0.18	170	40
MW-6	0.40	0.18	380	40
MW-7	0.38	0.18	49	40
MW-8	0.86	0.18	300	40
MW-9	2.60	0.18	130	40
MW-10	0.52	0.18	67	40
MW-11	1.40	0.18	200	40
MW-12	0.92	0.18	420	40
MW-13	3.20	0.18	1100	40
MW-14	1.90	0.18	880	40
MW-15	1.40	0.18	420	40
MW-16 (Background)	0.18	0.18	40	40
MW-17	1.40	0.18	720	40
MW-18	0.67	0.18	330	40
MW-19	3.80	0.18	160	40

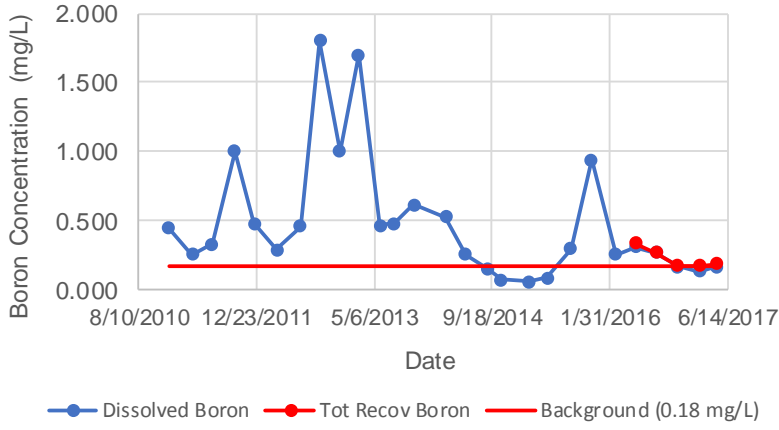
NOTE: All concentrations are dissolved unless otherwise noted.

Means there are no dissolved concentrations for these wells. These values are for total recoverable concentrations for the dates shown in the Data tab.

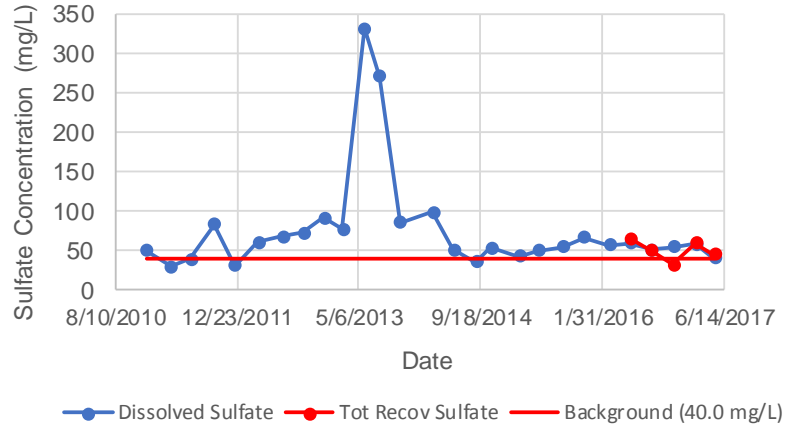
Electronic Filing: Received, Clerk's Office 10/20/2017

Powerton

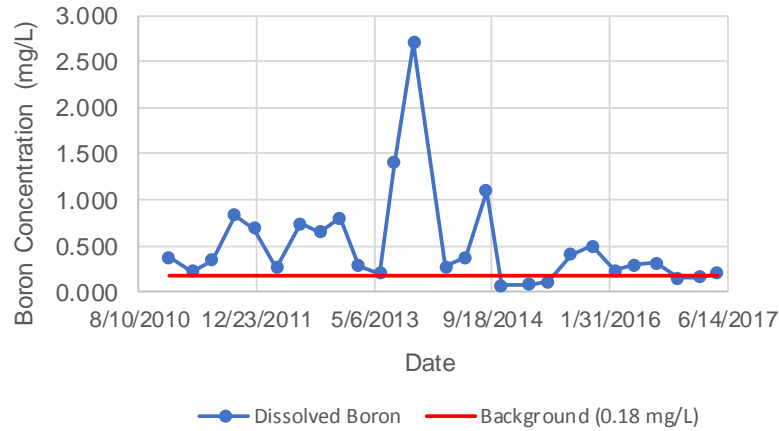
MW-1



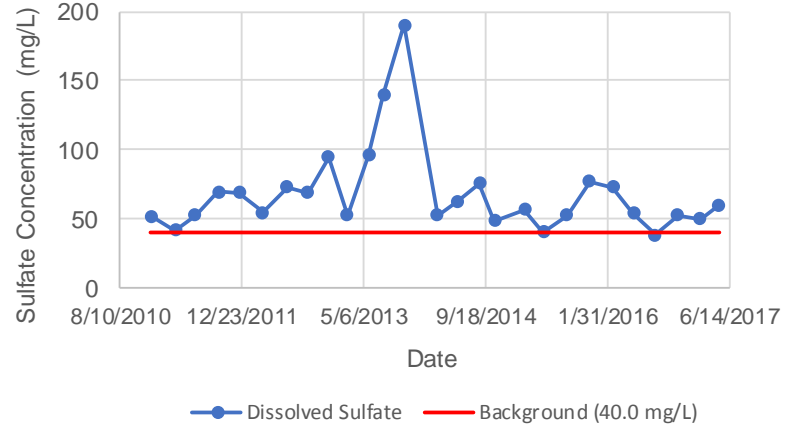
MW-1



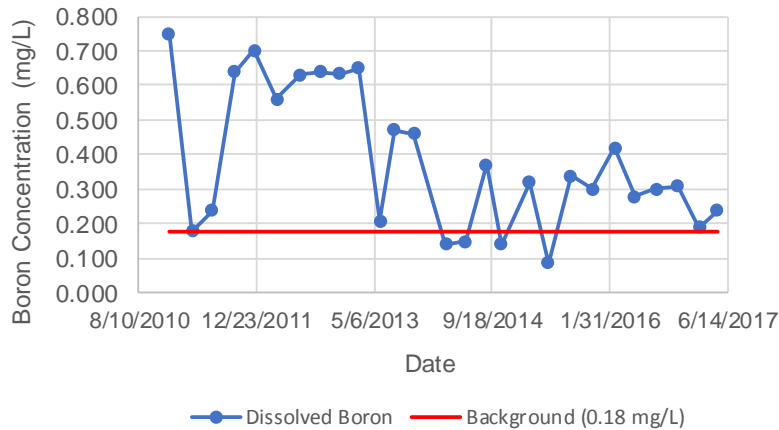
MW-2



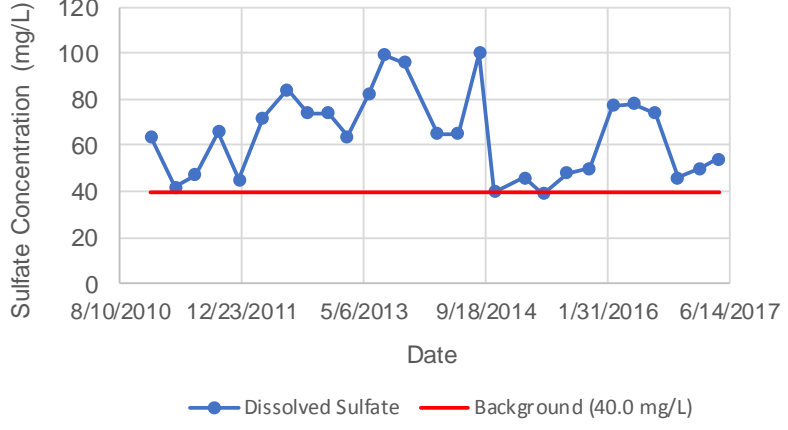
MW-2



MW-3



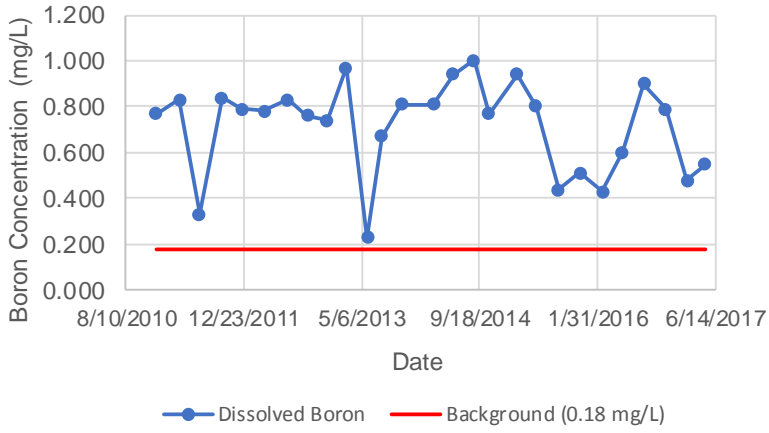
MW-3



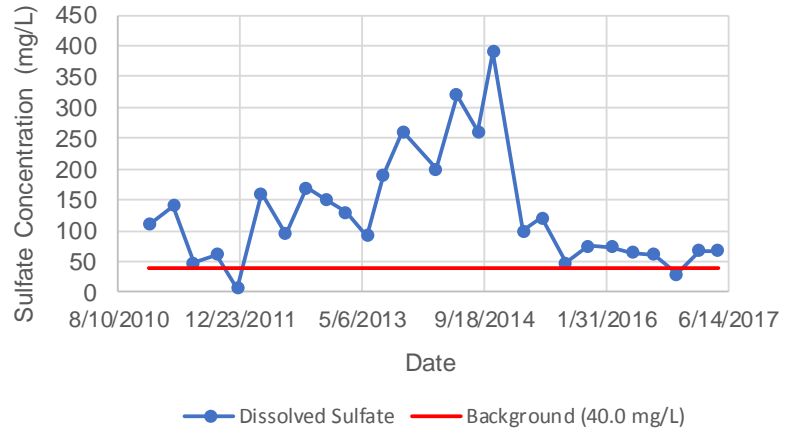
Electronic Filing: Received, Clerk's Office 10/20/2017

Powerton

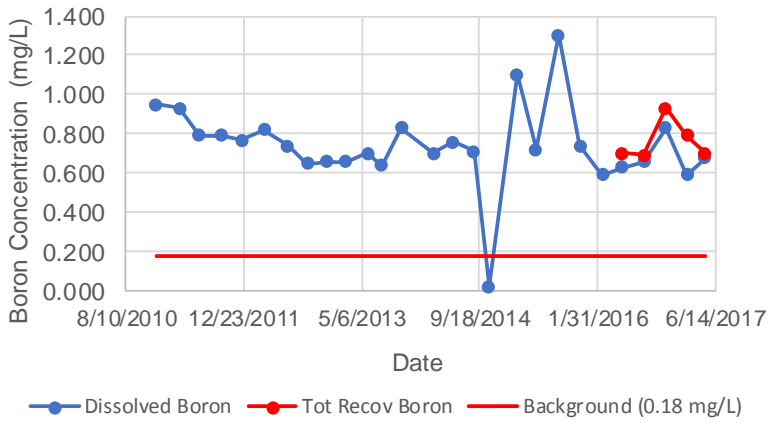
MW-4



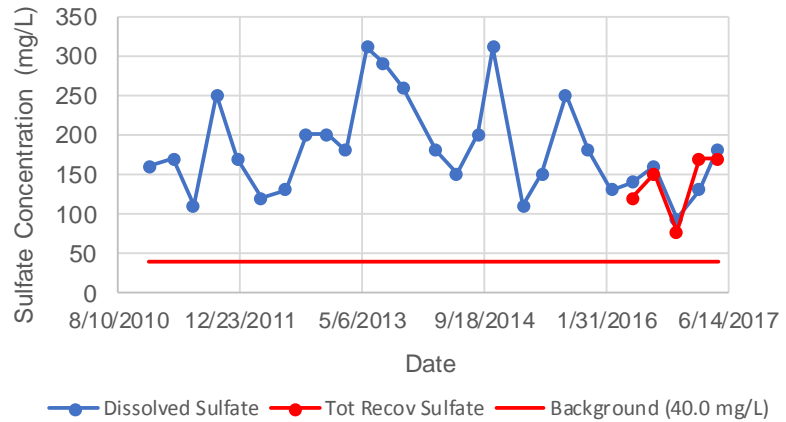
MW-4



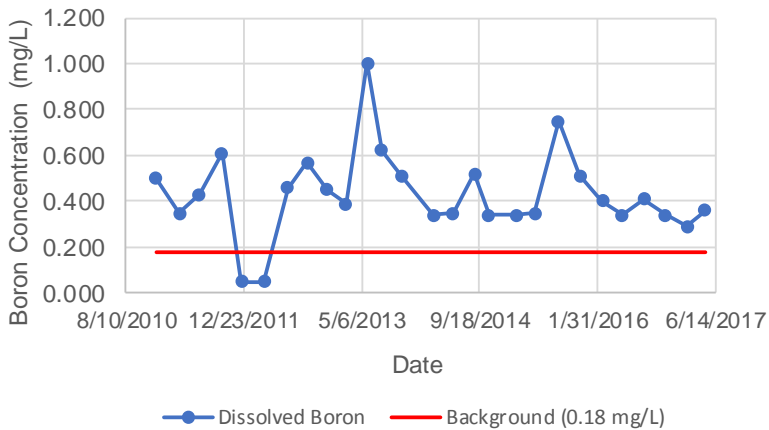
MW-5



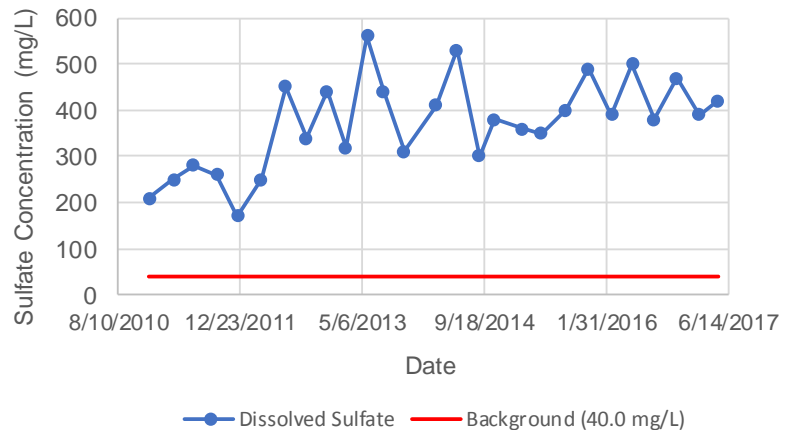
MW-5



MW-6



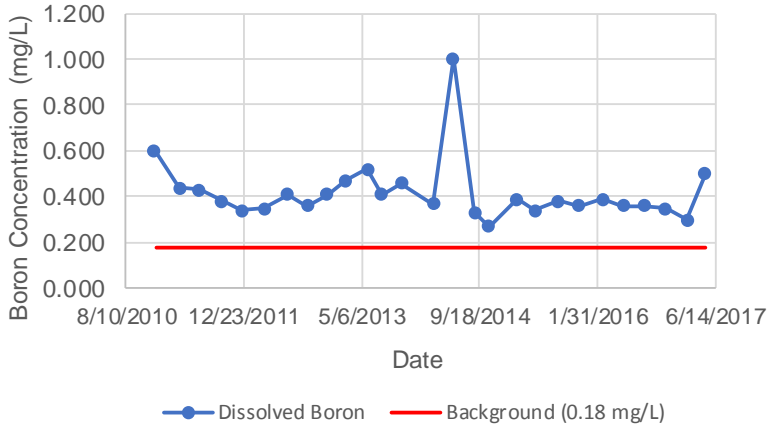
MW-6



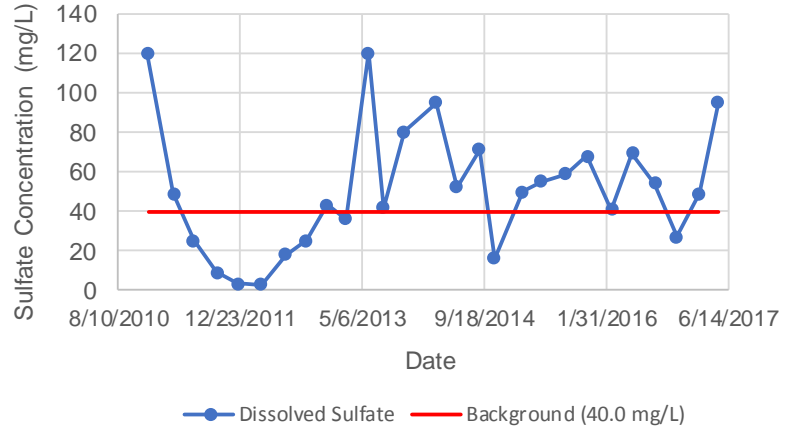
Electronic Filing: Received, Clerk's Office 10/20/2017

Powerton

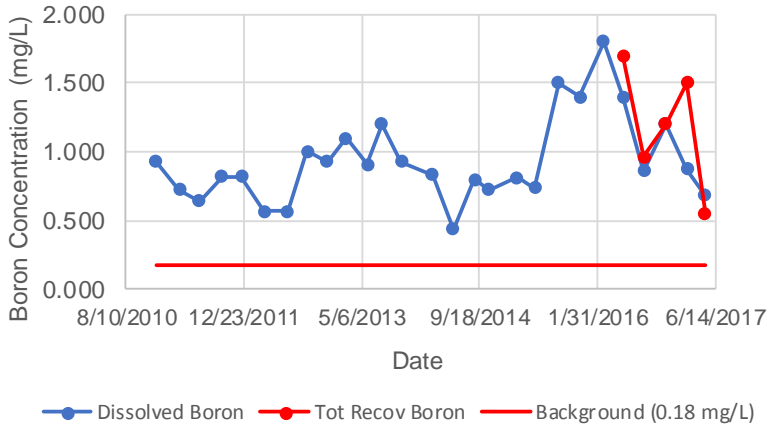
MW-7



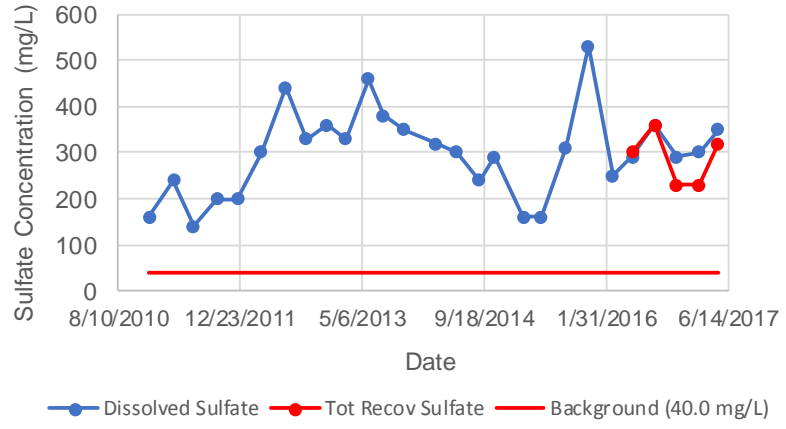
MW-7



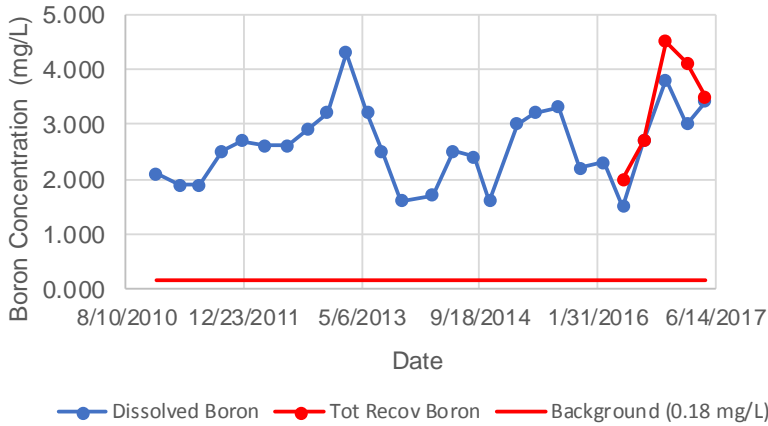
MW-8



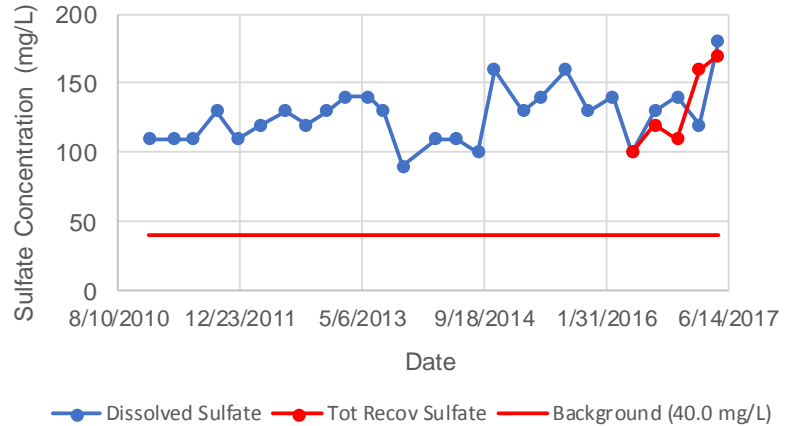
MW-8



MW-9



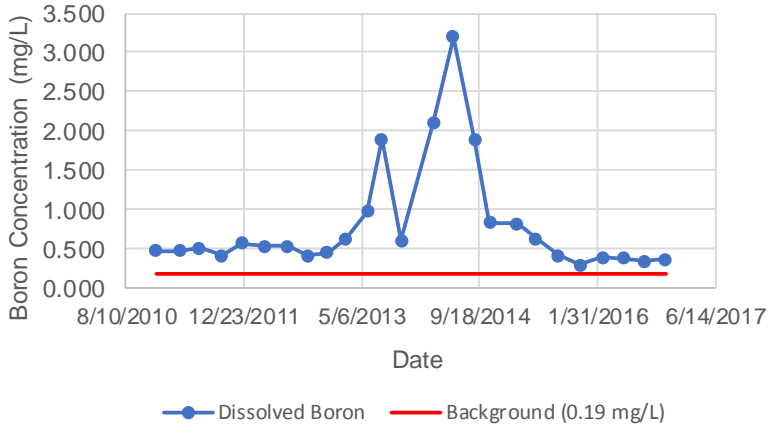
MW-9



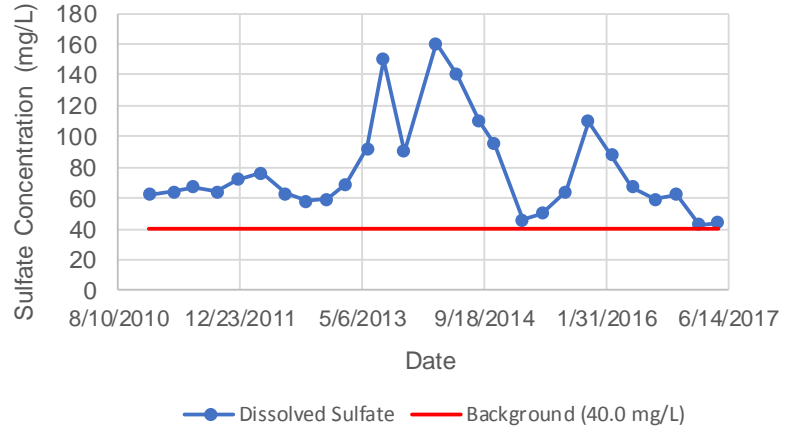
Electronic Filing: Received, Clerk's Office 10/20/2017

Powerton

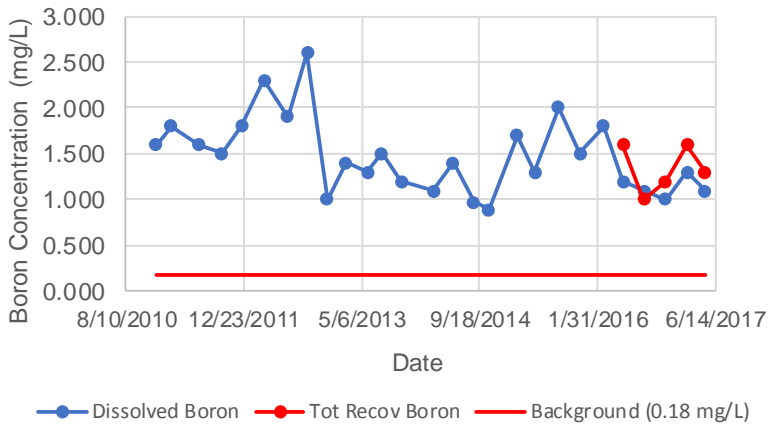
MW-10



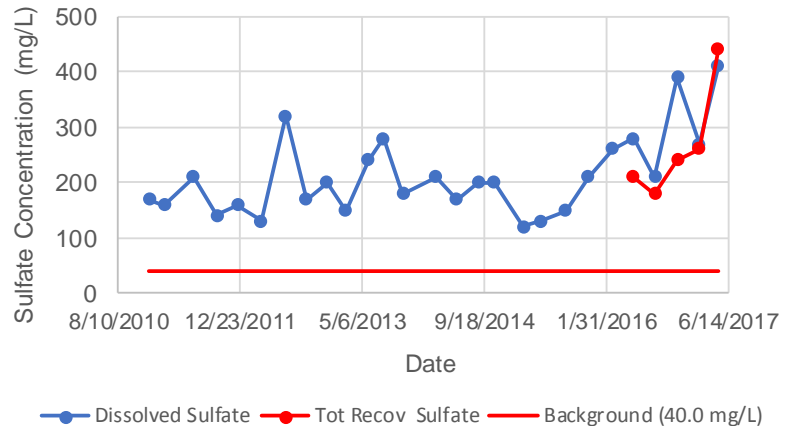
MW-10



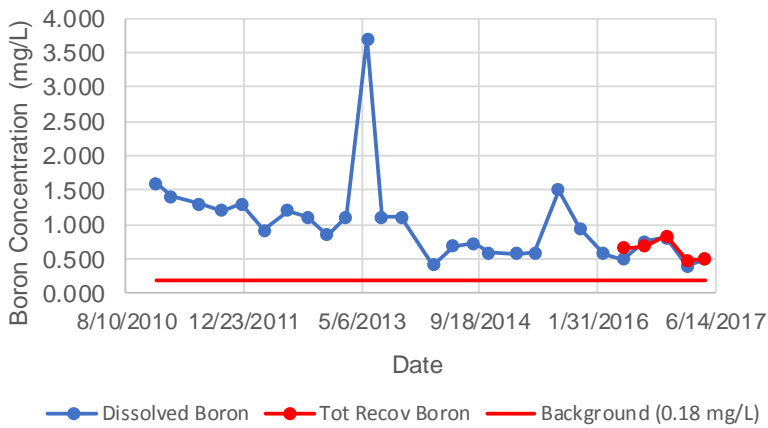
MW-11



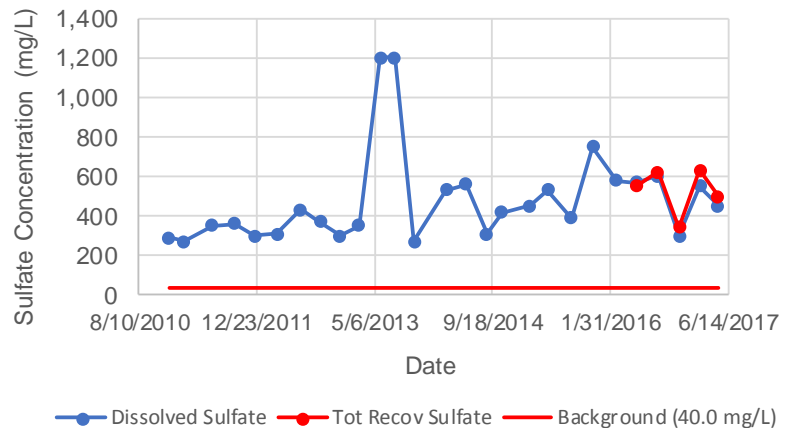
MW-11



MW-12



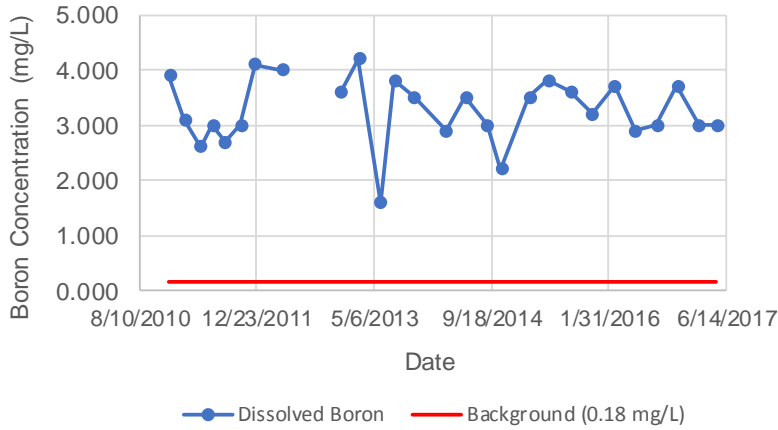
MW-12



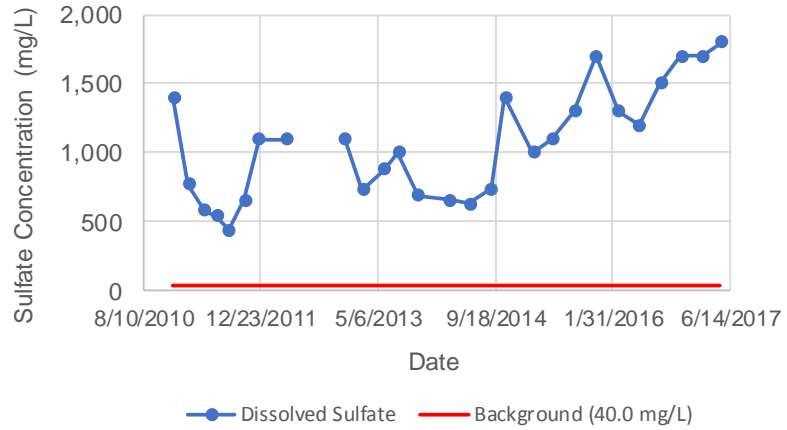
Electronic Filing: Received, Clerk's Office 10/20/2017

Powerton

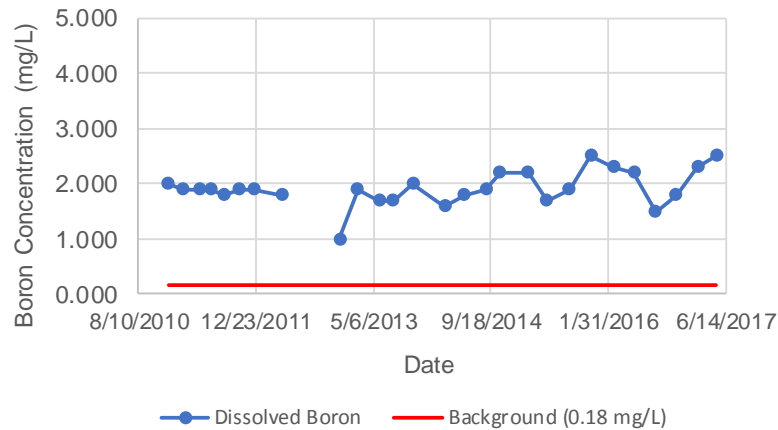
MW-13



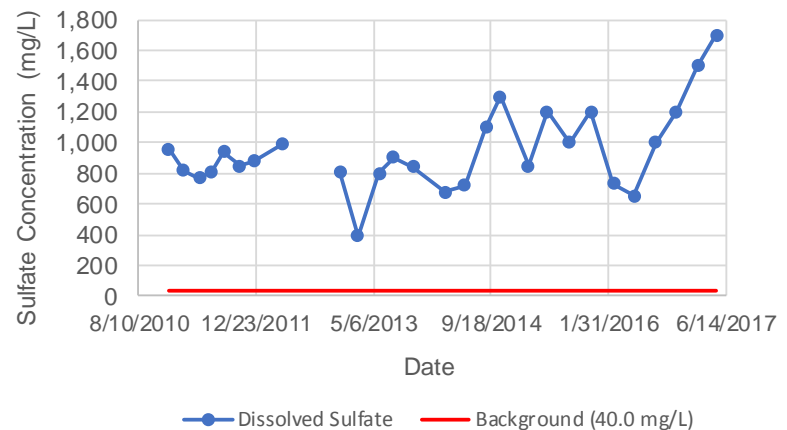
MW-13



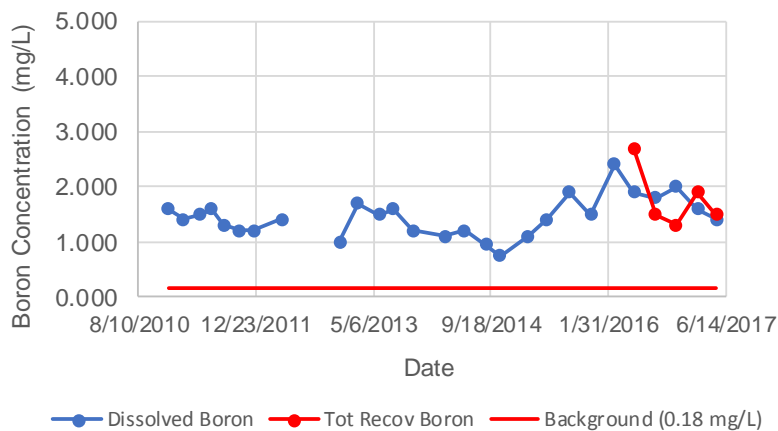
MW-14



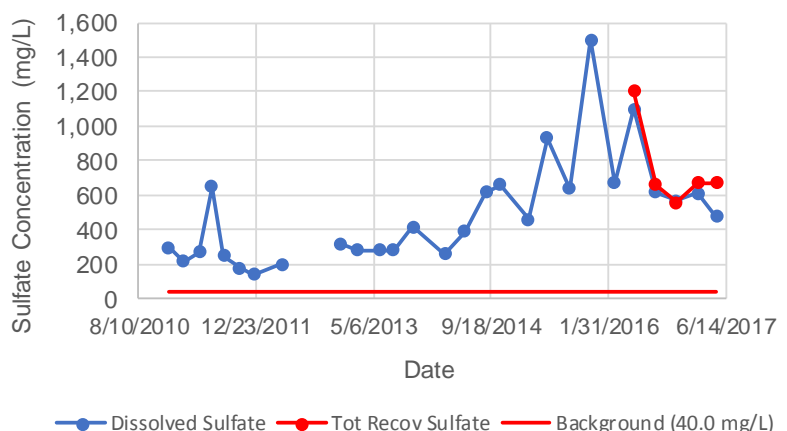
MW-14



MW-15



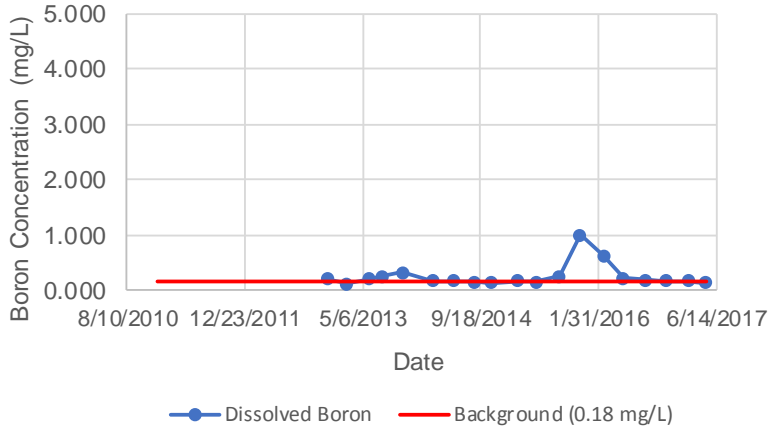
MW-15



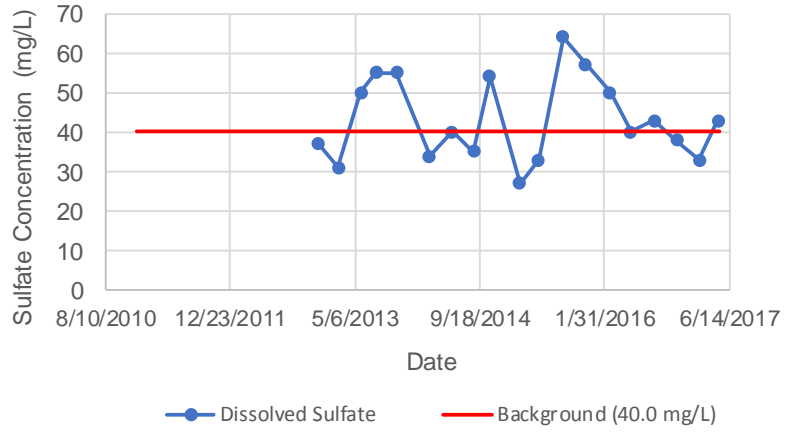
Electronic Filing: Received, Clerk's Office 10/20/2017

Powerton

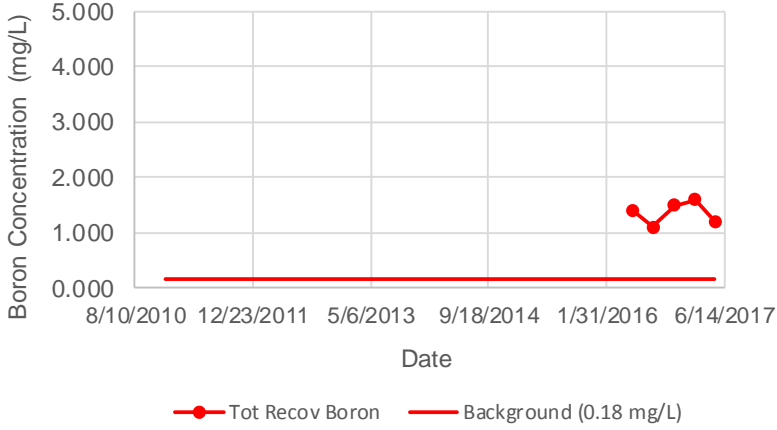
MW-16 (Background)



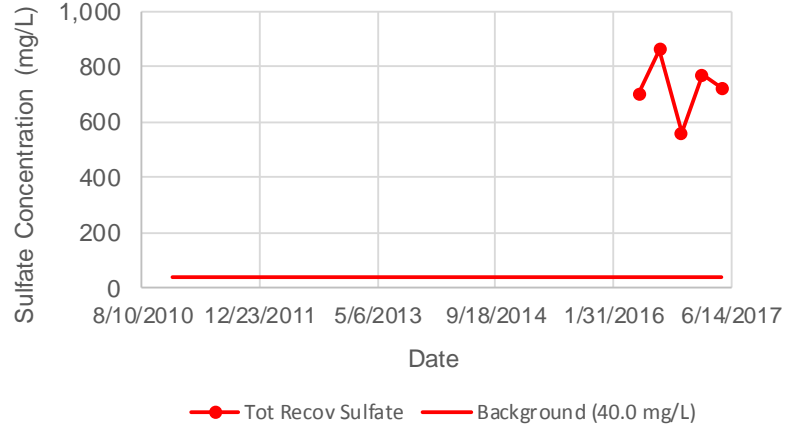
MW-16 (Background)



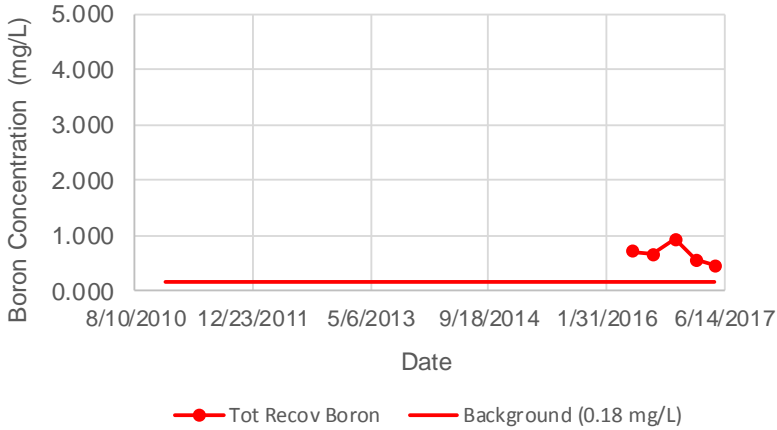
MW-17



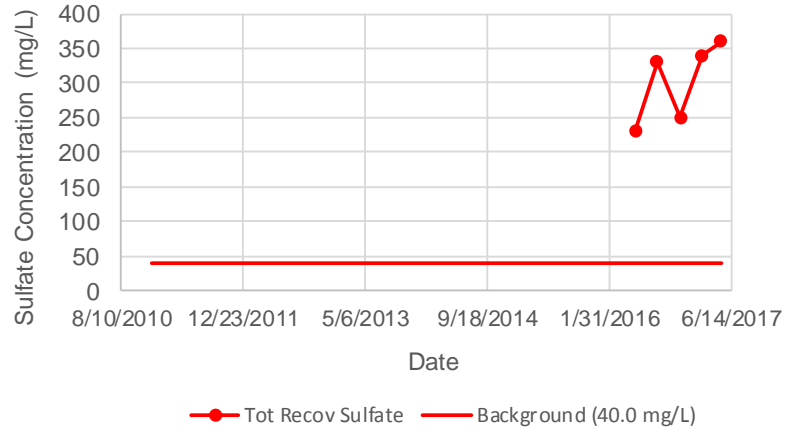
MW-17



MW-18

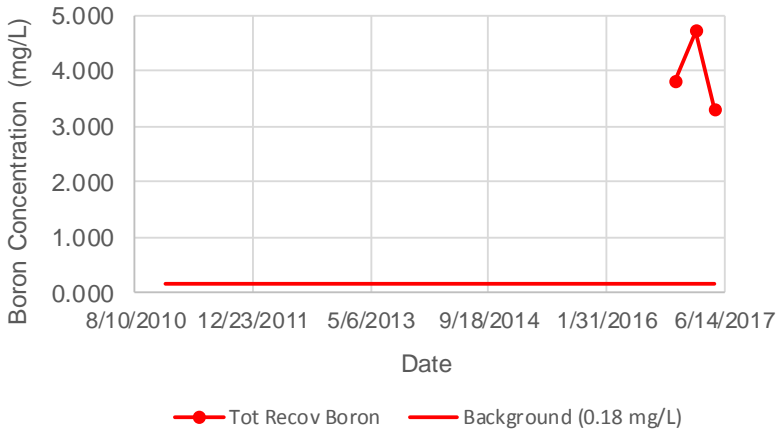


MW-18

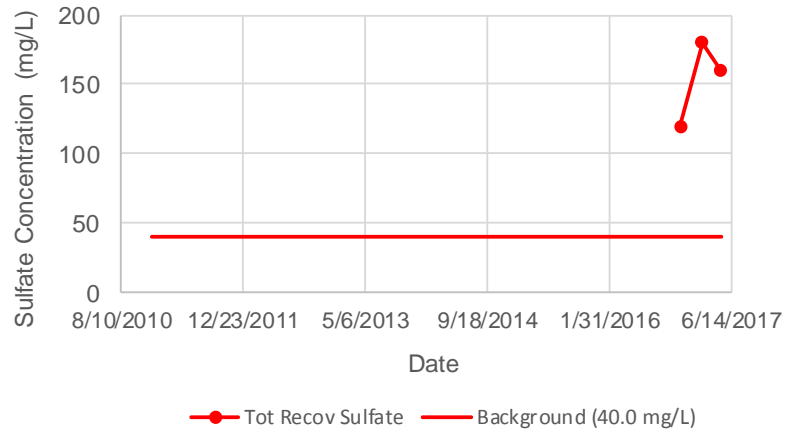


Powerton

MW-19



MW-19



Electronic Filing: Received, Clerk's Office 10/20/2017

POWERTON - DATA UTILIZED FOR HEARING CHARTS AND TABLES

MW-1			MW-2		
Date	Boron (mg/L)	Sulfate (mg/L)	Date	Boron (mg/L)	Sulfate (mg/L)
12/15/2010	0.450	50.00	12/15/2010	0.380	52.00
3/25/2011	0.260	30.00	3/25/2011	0.230	42.00
6/16/2011	0.330	39.00	6/16/2011	0.350	53.00
9/20/2011	1.000	83.00	9/20/2011	0.830	70.00
12/12/2011	0.480	31.00	12/12/2011	0.690	69.00
3/19/2012	0.290	61.00	3/19/2012	0.270	55.00
6/25/2012	0.460	68.00	6/25/2012	0.740	73.00
9/18/2012	1.800	72.00	9/18/2012	0.650	69.00
12/12/2012	1.000	91.00	12/12/2012	0.800	95.00
2/27/2013	1.700	77.00	2/27/2013	0.290	53.00
5/29/2013	0.470	330.00	5/29/2013	0.210	96.00
7/29/2013	0.480	270.00	7/29/2013	1.400	140.00
10/21/2013	0.620	85.00	10/21/2013	2.700	190.00
3/6/2014	0.530	99.00	3/5/2014	0.280	53.00
5/27/2014	0.260	51.00	5/27/2014	0.380	63.00
8/28/2014	0.160	36.00	8/25/2014	1.100	76.00
10/29/2014	0.075	54.00	10/27/2014	0.078	49.00
2/23/2015	0.059	43.00	2/25/2015	0.082	57.00
5/11/2015	0.087	50.00	5/13/2015	0.110	41.00
8/18/2015	0.300	55.00	8/17/2015	0.410	53.00
11/16/2015	0.940	66.00	11/17/2015	0.500	77.00
2/25/2016	0.260	57.00	2/23/2016	0.240	73.00
5/20/2016	0.310	59.00	5/17/2016	0.300	54.00
8/17/2016	0.270	51.00	8/16/2016	0.320	39.00
11/16/2016	0.170	55.00	11/15/2016	0.150	53.00
2/14/2017	0.140	58.00	2/14/2017	0.160	50.00
5/3/2017	0.170	40.00	5/1/2017	0.210	60.00

5/20/2016	0.340	65.00
8/17/2016	0.270	50.00
11/16/2016	0.180	32.00
2/14/2017	0.180	60.00
5/3/2017	0.19	45.00

Median	0.310	57.000	0.320	57.000
Mean	0.484	76.333	0.513	68.704
Std. Dev	0.448	67.333	0.542	32.019
Maximum	1.800	330.000	2.700	190.000
Minimum	0.059	30.000	0.078	39.000
N	27	27	27	27

NOTE: All concentrations are dissolved unless otherwise noted.

 Means Not Detected and replaced with 1/2 Detection Limit.

 Means the concentration is total recoverable. NOT included in the Statistics.

Electronic Filing: Received, Clerk's Office 10/20/2017

POWERTON - DATA UTILIZED FOR HEARING CHARTS AND TABLES

MW-3			MW-4		
Date	Boron (mg/L)	Sulfate (mg/L)	Date	Boron (mg/L)	Sulfate (mg/L)
12/15/2010	0.750	64.00	12/15/2010	0.77	110.00
3/25/2011	0.180	42.00	3/25/2011	0.83	140.00
6/16/2011	0.240	47.00	6/16/2011	0.33	48.00
9/20/2011	0.640	66.00	9/20/2011	0.84	61.00
12/12/2011	0.700	45.00	12/12/2011	0.79	6.70
3/19/2012	0.560	72.00	3/19/2012	0.78	160.00
6/25/2012	0.630	84.00	6/25/2012	0.83	94.00
9/18/2012	0.640	74.00	9/18/2012	0.76	170.00
12/12/2012	0.633	74.00	12/12/2012	0.74	150.00
2/27/2013	0.650	64.00	2/27/2013	0.97	130.00
5/29/2013	0.210	82.00	5/29/2013	0.23	92.00
7/31/2013	0.470	99.00	7/31/2013	0.67	190.00
10/21/2013	0.460	96.00	10/21/2013	0.81	260.00
3/5/2014	0.140	65.00	3/5/2014	0.81	200.00
5/27/2014	0.150	65.00	5/27/2014	0.94	320.00
8/25/2014	0.370	100.00	8/25/2014	1.00	260.00
10/27/2014	0.140	40.00	10/27/2014	0.77	390.00
2/25/2015	0.320	46.00	2/25/2015	0.94	100.00
5/13/2015	0.086	39.00	5/13/2015	0.80	120.00
8/17/2015	0.340	48.00	8/17/2015	0.44	47.00
11/17/2015	0.300	50.00	11/17/2015	0.51	75.00
2/23/2016	0.420	77.00	2/23/2016	0.43	74.00
5/17/2016	0.280	78.00	5/17/2016	0.60	65.00
8/16/2016	0.300	74.00	8/16/2016	0.90	61.00
11/15/2016	0.310	46.00	11/15/2016	0.79	30.00
2/14/2017	0.190	50.00	2/14/2017	0.48	68.00
5/1/2017	0.240	54.00	5/1/2017	0.55	67.00

0.320	65.000	0.780	100.000
0.383	64.481	0.715	129.211
0.201	18.323	0.201	91.916
0.750	100.000	1.000	390.000
0.086	39.000	0.230	6.700
27	27	27	27

Electronic Filing: Received, Clerk's Office 10/20/2017

POWERTON - DATA UTILIZED FOR HEARING CHARTS AND TABLES

MW-5			MW-6		
Date	Boron (mg/L)	Sulfate (mg/L)	Date	Boron (mg/L)	Sulfate (mg/L)
12/15/2010	0.95	160.00	12/15/2010	0.50	210.00
3/25/2011	0.93	170.00	3/25/2011	0.35	250.00
6/16/2011	0.79	110.00	6/16/2011	0.43	280.00
9/20/2011	0.79	250.00	9/20/2011	0.61	260.00
12/12/2011	0.77	170.00	12/12/2011	0.05	170.00
3/19/2012	0.82	120.00	3/19/2012	0.05	250.00
6/25/2012	0.74	130.00	6/25/2012	0.46	450.00
9/18/2012	0.65	200.00	9/18/2012	0.57	340.00
12/12/2012	0.66	200.00	12/12/2012	0.45	440.00
2/27/2013	0.66	180.00	2/27/2013	0.39	320.00
5/29/2013	0.70	310.00	5/29/2013	1.00	560.00
7/31/2013	0.64	290.00	7/31/2013	0.62	440.00
10/21/2013	0.83	260.00	10/23/2013	0.51	310.00
3/5/2014	0.70	180.00	3/6/2014	0.34	410.00
5/27/2014	0.76	150.00	5/29/2014	0.35	530.00
8/25/2014	0.71	200.00	8/27/2014	0.52	300.00
10/27/2014	0.025	310.00	10/29/2014	0.34	380.00
2/25/2015	1.10	110.00	2/23/2015	0.34	360.00
5/13/2015	0.72	150.00	5/11/2015	0.35	350.00
8/17/2015	1.30	250.00	8/18/2015	0.75	400.00
11/17/2015	0.74	180.00	11/17/2015	0.51	490.00
2/23/2016	0.59	130.00	2/23/2016	0.40	390.00
5/17/2016	0.63	140.00	5/17/2016	0.34	500.00
8/16/2016	0.66	160.00	8/16/2016	0.41	380.00
11/15/2016	0.83	94.00	11/16/2016	0.34	470.00
2/14/2017	0.59	130.00	2/16/2017	0.29	390.00
5/1/2017	0.68	180.00	5/2/2017	0.36	420.00
5/17/2016	0.70	120.00			
8/16/2016	0.69	150.00			
11/15/2016	0.93	77.00			
2/14/2017	0.79	170.00			
5/1/2017	0.70	170.00			
	0.720	170.000		0.400	380.000
	0.739	182.000		0.431	372.222
	0.212	60.729		0.188	98.463
	1.300	310.000		1.000	560.000
	0.025	94.000		0.050	170.000
	27	27		27	27

Electronic Filing: Received, Clerk's Office 10/20/2017

POWERTON - DATA UTILIZED FOR HEARING CHARTS AND TABLES

MW-7			MW-8		
Date	Boron (mg/L)	Sulfate (mg/L)	Date	Boron (mg/L)	Sulfate (mg/L)
12/6/2010	0.60	120.00	12/15/2010	0.93	160.00
3/25/2011	0.44	49.00	3/25/2011	0.72	240.00
6/16/2011	0.43	25.00	6/16/2011	0.64	140.00
9/20/2011	0.38	9.10	9/20/2011	0.82	200.00
12/12/2011	0.34	3.30	12/12/2011	0.82	200.00
3/19/2012	0.35	3.00	3/19/2012	0.57	300.00
6/25/2012	0.41	18.00	6/25/2012	0.57	440.00
9/18/2012	0.36	25.00	9/18/2012	1.00	330.00
12/12/2012	0.41	43.00	12/12/2012	0.93	360.00
2/27/2013	0.47	36.00	2/27/2013	1.10	330.00
5/31/2013	0.52	120.00	5/30/2013	0.91	460.00
7/31/2013	0.41	42.00	7/31/2013	1.20	380.00
10/23/2013	0.46	80.00	10/23/2013	0.93	350.00
3/5/2014	0.37	95.00	3/3/2014	0.83	320.00
5/29/2014	1.00	52.00	5/28/2014	0.44	300.00
8/27/2014	0.33	71.00	8/27/2014	0.80	240.00
10/29/2014	0.27	16.00	10/28/2014	0.72	290.00
2/23/2015	0.39	50.00	2/26/2015	0.81	160.00
5/11/2015	0.34	55.00	5/11/2015	0.74	160.00
8/18/2015	0.38	59.00	8/18/2015	1.50	310.00
11/16/2015	0.36	68.00	11/18/2015	1.40	530.00
2/24/2016	0.39	41.00	2/25/2016	1.80	250.00
5/18/2016	0.36	69.00	5/18/2016	1.40	290.00
8/19/2016	0.36	54.00	8/17/2016	0.86	360.00
11/16/2016	0.35	27.00	11/15/2016	1.20	290.00
2/16/2017	0.30	49.00	2/16/2017	0.87	300.00
5/2/2017	0.50	95.00	5/2/2017	0.68	350.00
			5/18/2016	1.70	300.00
			8/17/2016	0.96	360.00
			11/15/2016	1.20	230.00
			2/16/2017	1.50	230.00
			5/2/2017	0.55	320.00
	0.380	49.000		0.860	300.000
	0.418	50.904		0.933	297.778
	0.136	31.861		0.313	94.720
	1.000	120.000		1.800	530.000
	0.270	3.000		0.440	140.000
	27	27		27	27

Electronic Filing: Received, Clerk's Office 10/20/2017

POWERTON - DATA UTILIZED FOR HEARING CHARTS AND TABLES

MW-9			MW-10		
Date	Boron (mg/L)	Sulfate (mg/L)	Date	Boron (mg/L)	Sulfate (mg/L)
12/16/2010	2.10	110.00	12/15/2010	0.48	62.00
3/25/2011	1.90	110.00	3/25/2011	0.48	64.00
6/16/2011	1.90	110.00	6/16/2011	0.52	67.00
9/20/2011	2.50	130.00	9/20/2011	0.42	64.00
12/12/2011	2.70	110.00	12/12/2011	0.57	72.00
3/19/2012	2.60	120.00	3/19/2012	0.54	76.00
6/25/2012	2.60	130.00	6/25/2012	0.54	63.00
9/18/2012	2.90	120.00	9/18/2012	0.42	58.00
12/12/2012	3.20	130.00	12/12/2012	0.46	59.00
2/27/2013	4.30	140.00	2/27/2013	0.64	69.00
5/30/2013	3.20	140.00	5/29/2013	0.98	92.00
7/30/2013	2.50	130.00	7/31/2013	1.90	150.00
10/22/2013	1.60	90.00	10/23/2013	0.61	90.00
3/3/2014	1.70	110.00	3/6/2014	2.10	160.00
5/29/2014	2.50	110.00	5/30/2014	3.20	140.00
8/26/2014	2.40	100.00	8/28/2014	1.90	110.00
10/30/2014	1.60	160.00	10/30/2014	0.84	95.00
2/24/2015	3.00	130.00	2/23/2015	0.83	46.00
5/12/2015	3.20	140.00	5/14/2015	0.64	50.00
8/19/2015	3.30	160.00	8/18/2015	0.42	64.00
11/18/2015	2.20	130.00	11/18/2015	0.30	110.00
2/25/2016	2.30	140.00	2/24/2016	0.40	88.00
5/19/2016	1.50	100.00	5/18/2016	0.38	67.00
8/17/2016	2.70	130.00	8/19/2016	0.35	59.00
11/17/2016	3.80	140.00	11/16/2016	0.37	62.00
2/15/2017	3.00	120.00	2/15/2017	0.48	43.00
5/3/2017	3.40	180.00	5/2/2017	0.49	44.00

5/19/2016	2.00	100.00
8/17/2016	2.70	120.00
11/17/2016	4.50	110.00
2/15/2017	4.10	160.00
5/3/2017	3.50	170.00

2.600	130.000	0.520	67.000
2.615	126.667	0.787	78.667
0.694	20.191	0.684	31.327
4.300	180.000	3.200	160.000
1.500	90.000	0.300	43.000
27	27	27	27

Electronic Filing: Received, Clerk's Office 10/20/2017

POWERTON - DATA UTILIZED FOR HEARING CHARTS AND TABLES

MW-11			MW-12		
Date	Boron (mg/L)	Sulfate (mg/L)	Date	Boron (mg/L)	Sulfate (mg/L)
12/16/2010	1.60	170.00	12/16/2010	1.60	290.00
2/15/2011	1.80	160.00	2/15/2011	1.40	270.00
6/16/2011	1.60	210.00	6/16/2011	1.30	350.00
9/19/2011	1.50	140.00	9/19/2011	1.20	360.00
12/12/2011	1.80	160.00	12/12/2011	1.30	300.00
3/19/2012	2.30	130.00	3/19/2012	0.92	310.00
6/25/2012	1.90	320.00	6/25/2012	1.20	430.00
9/18/2012	2.60	170.00	9/18/2012	1.10	370.00
12/12/2012	1.00	200.00	12/12/2012	0.85	300.00
2/27/2013	1.40	150.00	2/27/2013	1.10	350.00
5/30/2013	1.30	240.00	5/30/2013	3.70	1200.00
7/30/2013	1.50	280.00	7/29/2013	1.10	1200.00
10/22/2013	1.20	180.00	10/22/2013	1.10	270.00
3/4/2014	1.10	210.00	3/4/2014	0.41	530.00
5/29/2014	1.40	170.00	5/29/2014	0.69	560.00
8/26/2014	0.97	200.00	8/26/2014	0.73	310.00
10/28/2014	0.89	200.00	10/28/2014	0.59	420.00
2/24/2015	1.70	120.00	2/24/2015	0.58	450.00
5/12/2015	1.30	130.00	5/12/2015	0.59	530.00
8/19/2015	2.00	150.00	8/19/2015	1.50	390.00
11/19/2015	1.50	210.00	11/19/2015	0.94	750.00
2/26/2016	1.80	260.00	2/26/2016	0.57	580.00
5/20/2016	1.20	280.00	5/20/2016	0.50	570.00
8/17/2016	1.10	210.00	8/18/2016	0.75	600.00
11/17/2016	1.00	390.00	11/18/2016	0.81	300.00
2/16/2017	1.30	270.00	2/16/2017	0.40	550.00
5/3/2017	1.10	410.00	5/3/2017	0.50	450.00
5/20/2016	1.60	210.00	5/20/2016	0.65	550.00
8/17/2016	1.00	180.00	8/18/2016	0.69	620.00
11/17/2016	1.20	240.00	11/18/2016	0.83	340.00
2/16/2017	1.60	260.00	2/16/2017	0.48	630.00
5/3/2017	1.30	440.00	5/3/2017	0.49	500.00
	1.400	200.000		0.920	420.000
	1.476	211.852		1.016	481.111
	0.417	74.732		0.637	241.316
	2.600	410.000		3.700	1200.000
	0.890	120.000		0.400	270.000
	27	27		27	27

Electronic Filing: Received, Clerk's Office 10/20/2017

POWERTON - DATA UTILIZED FOR HEARING CHARTS AND TABLES

MW-13			MW-14		
Date	Boron (mg/L)	Sulfate (mg/L)	Date	Boron (mg/L)	Sulfate (mg/L)
12/15/2010	3.90	1400.00	12/15/2010	2.00	960.00
2/15/2011	3.10	770.00	2/15/2011	1.90	820.00
4/25/2011	2.60	580.00	4/25/2011	1.90	770.00
6/16/2011	3.00	540.00	6/16/2011	1.90	810.00
8/9/2011	2.70	440.00	8/9/2011	1.80	940.00
10/13/2011	3.00	660.00	10/13/2011	1.90	850.00
12/12/2011	4.10	1100.00	12/12/2011	1.90	880.00
4/10/2012	4.00	1100.00	4/10/2012	1.80	990.00
6/25/2012			6/25/2012		
9/18/2012			9/18/2012		
12/14/2012	3.60	1100.00	12/14/2012	1.00	810.00
2/28/2013	4.20	730.00	2/28/2013	1.90	390.00
5/30/2013	1.60	880.00	5/30/2013	1.70	800.00
7/30/2013	3.80	1000.00	7/30/2013	1.70	900.00
10/22/2013	3.50	690.00	10/23/2013	2.00	840.00
3/4/2014	2.90	660.00	3/4/2014	1.60	680.00
5/28/2014	3.50	630.00	5/28/2014	1.80	720.00
8/27/2014	3.00	740.00	8/28/2014	1.90	1100.00
10/29/2014	2.20	1400.00	10/29/2014	2.20	1300.00
2/26/2015	3.50	1000.00	2/26/2015	2.20	850.00
5/13/2015	3.80	1100.00	5/13/2015	1.70	1200.00
8/19/2015	3.60	1300.00	8/19/2015	1.90	1000.00
11/19/2015	3.20	1700.00	11/18/2015	2.50	1200.00
2/24/2016	3.70	1300.00	2/24/2016	2.30	730.00
5/19/2016	2.90	1200.00	5/19/2016	2.20	650.00
8/18/2016	3.00	1500.00	8/18/2016	1.50	1000.00
11/17/2016	3.70	1700.00	11/17/2016	1.80	1200.00
2/17/2017	3.00	1700.00	2/17/2017	2.30	1500.00
5/4/2017	3.00	1800.00	5/4/2017	2.50	1700.00
	3.200	1100.000		1.900	880.000
	3.263	1063.704		1.919	947.778
	0.596	402.111		0.313	272.627
	4.200	1800.000		2.500	1700.000
	1.600	440.000		1.000	390.000
	27	27		27	27

Electronic Filing: Received, Clerk's Office 10/20/2017

POWERTON - DATA UTILIZED FOR HEARING CHARTS AND TABLES

MW-15			MW-16 (Background)		
Date	Boron (mg/L)	Sulfate (mg/L)	Date	Boron (mg/L)	Sulfate (mg/L)
12/15/2010	1.60	300.00	12/12/2012	0.20	37.00
2/15/2011	1.40	220.00	2/27/2013	0.13	31.00
4/25/2011	1.50	270.00	5/29/2013	0.20	50.00
6/16/2011	1.60	650.00	7/29/2013	0.26	55.00
8/9/2011	1.30	250.00	10/22/2013	0.33	55.00
10/13/2011	1.20	180.00	3/3/2014	0.17	34.00
12/12/2011	1.20	140.00	5/30/2014	0.17	40.00
4/10/2012	1.40	200.00	8/26/2014	0.15	35.00
6/25/2012			10/30/2014	0.14	54.00
9/18/2012			2/24/2015	0.17	27.00
12/14/2012	1.00	320.00	5/12/2015	0.15	33.00
2/28/2013	1.70	280.00	8/18/2015	0.25	64.00
5/30/2013	1.50	280.00	11/16/2015	1.00	57.00
7/30/2013	1.60	280.00	2/24/2016	0.63	50.00
10/23/2013	1.20	420.00	5/16/2016	0.23	40.00
3/6/2014	1.10	260.00	8/19/2016	0.19	43.00
5/28/2014	1.20	390.00	11/16/2016	0.18	38.00
8/27/2014	0.95	620.00	2/15/2017	0.17	33.00
10/28/2014	0.74	660.00	5/2/2017	0.14	43.00
2/26/2015	1.10	460.00			
5/14/2015	1.40	930.00			
8/19/2015	1.90	640.00			
11/18/2015	1.50	1500.00			
2/25/2016	2.40	670.00			
5/19/2016	1.90	1100.00			
8/18/2016	1.80	620.00			
11/17/2016	2.00	570.00			
2/17/2017	1.60	610.00			
5/4/2017	1.40	480.00			
5/19/2016	2.70	1200.00			
8/18/2016	1.50	660.00			
11/17/2016	1.30	560.00			
2/17/2017	1.90	670.00			
5/4/2017	1.50	670.00			
	1.400	420.000		0.180	40.000
	1.451	492.593		0.256	43.105
	0.360	309.920		0.212	10.456
	2.400	1500.000		1.000	64.000
	0.740	140.000		0.130	27.000
	27	27		19	19
			Reg. Backgnd.	0.12	54
			Median		

Electronic Filing: Received, Clerk's Office 10/20/2017

POWERTON - DATA UTILIZED FOR HEARING CHARTS AND TABLES

MW-17			MW-18		
Date	Boron (mg/L)	Sulfate (mg/L)	Date	Boron (mg/L)	Sulfate (mg/L)
12/15/2010			12/15/2010		
3/25/2011			3/25/2011		
6/16/2011			6/16/2011		
9/20/2011			9/20/2011		
12/12/2011			12/12/2011		
3/19/2012			3/19/2012		
6/25/2012			6/25/2012		
9/18/2012			9/18/2012		
12/12/2012			12/12/2012		
2/27/2013			2/27/2013		
5/29/2013			5/29/2013		
7/29/2013			7/29/2013		
10/21/2013			10/21/2013		
3/6/2014			3/6/2014		
5/27/2014			5/27/2014		
8/28/2014			8/28/2014		
10/29/2014			10/29/2014		
2/23/2015			2/23/2015		
5/11/2015			5/11/2015		
8/18/2015			8/18/2015		
11/16/2015			11/16/2015		
2/25/2016			2/25/2016		
5/20/2016			5/20/2016		
8/17/2016			8/17/2016		
11/16/2016			11/16/2016		
2/14/2017			2/14/2017		
5/3/2017			5/3/2017		

5/18/2016	1.40	700.00
8/15/2016	1.10	860.00
11/14/2016	1.50	560.00
2/13/2017	1.60	770.00
5/4/2017	1.20	720.00

5/18/2016	0.72	230.00
8/15/2016	0.67	330.00
11/18/2016	0.94	250.00
2/15/2017	0.56	340.00
5/5/2017	0.46	360.00

1.40	720.00
1.36	722.00
0.21	109.64
1.60	860.00
1.10	560.00
5	5

0.67	330.00
0.67	302.00
0.18	58.05
0.94	360.00
0.46	230.00
5	5

Electronic Filing: Received, Clerk's Office 10/20/2017

POWERTON - DATA UTILIZED FOR HEARING CHARTS AND TABLES

MW-19		
Date	Boron (mg/L)	Sulfate (mg/L)
12/15/2010		
3/25/2011		
6/16/2011		
9/20/2011		
12/12/2011		
3/19/2012		
6/25/2012		
9/18/2012		
12/12/2012		
2/27/2013		
5/29/2013		
7/29/2013		
10/21/2013		
3/6/2014		
5/27/2014		
8/28/2014		
10/29/2014		
2/23/2015		
5/11/2015		
8/18/2015		
11/16/2015		
2/25/2016		
5/20/2016		
8/17/2016		
11/16/2016		
2/14/2017		
5/3/2017		

11/18/2016	3.80	120.00
2/15/2017	4.70	180.00
5/5/2017	3.30	160.00

3.80	160.00
3.93	153.33
0.71	30.55
4.70	180.00
3.30	120.00
3	3



ENVIRONMENTAL CONSULTATION & REMEDIATION

K P R G KPRG and Associates, Inc.

14863 West 128th Street, Suite 200, Mokena, Illinois 60451 Telephone 262-781-0470 Fax 262-781-0478
 414 West DuSard, Suite 100, Westmont, Illinois 60158 Telephone 815-375-1900 Fax 815-375-1900

CCR GROUNDWATER CONTOUR-2Q2016

**WAUKEGAN STATION
 WAUKEGAN, ILLINOIS**

Scale: 1" = 350' Date: July 12, 2016
 KPRG Project No. 12313.2 **FIGURE-2**



NOTE:
BACKGROUND MAP RETRIEVED FROM MAPQUEST 2012
LOCATION:
SECTION 15, TOWNSHIP 45 N, RANGE 12 E

LEGEND
 MW-1 EXISTING MONITORING WELL
 MW-10 ELUC MONITORING WELLS
 (FORMER GRIESS-PFLEGER
 TANNERY)

0 550'
 APPROXIMATE SCALE

ENVIRONMENTAL CONSULTATION & REMEDIATION

K P R G

KPRG and Associates, Inc.

14665 West Lisbon Road, Suite 2B Brookfield, Wisconsin 53005 Telephone 262-781-0475 Facsimile 262-781-0478

414 Plaza Drive, Suite 106 Westmont, Illinois 60559 Telephone 630-325-1300 Facsimile 630-325-1593

**GROUNDWATER CONTOURS MAP
 AUGUST 2014**

**WAUKEGAN STATION
 WAUKEGAN, ILLINOIS**

Scale: 1" = 550' Date: October 14, 2014

KPRG Project No. 20013

FIGURE X

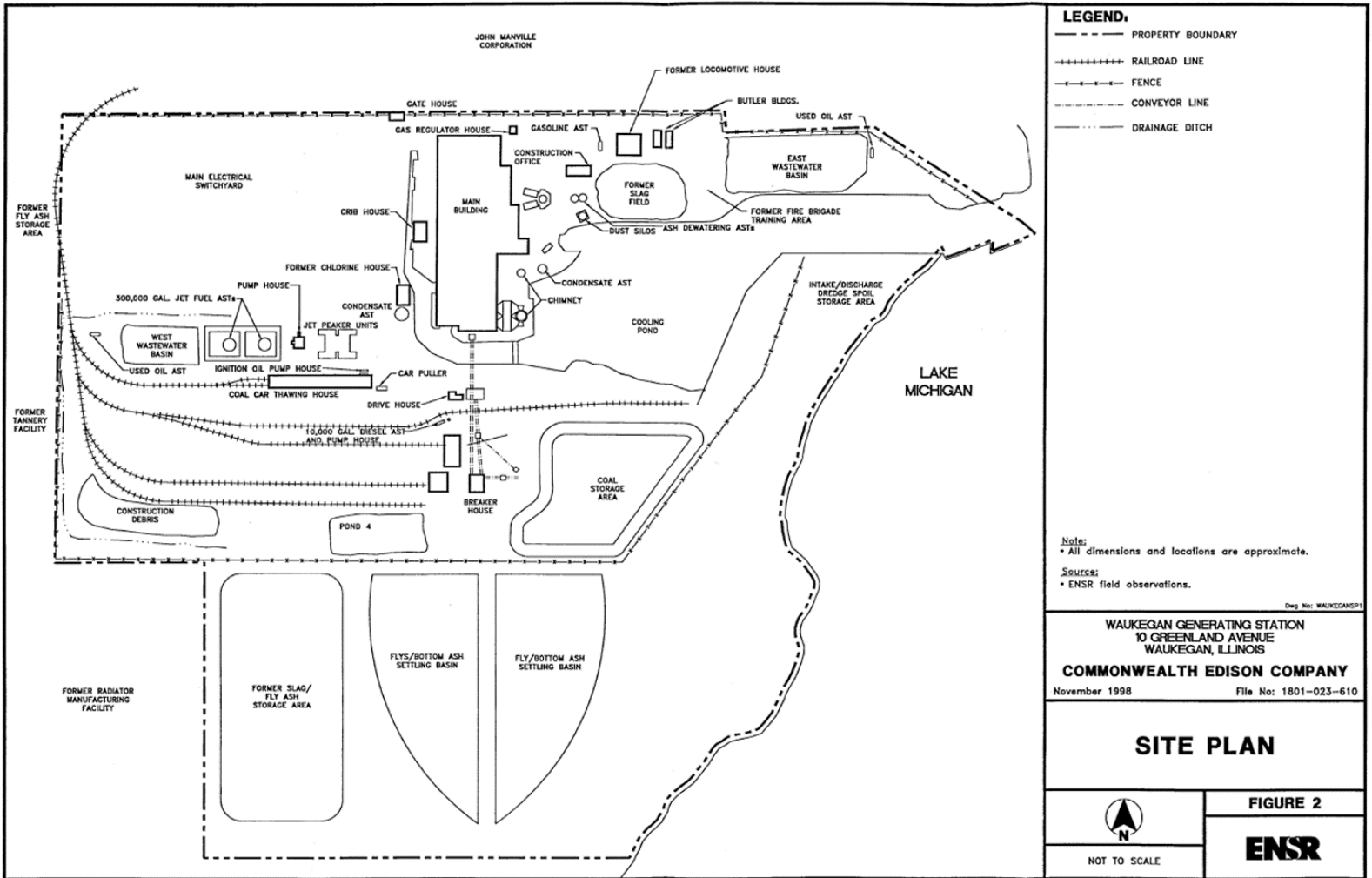
MWG13-15_43754

W:\projects\mhw\west_garrett\waukegan_station\figs\Investigation\waukegan_station_fig_x.dwg

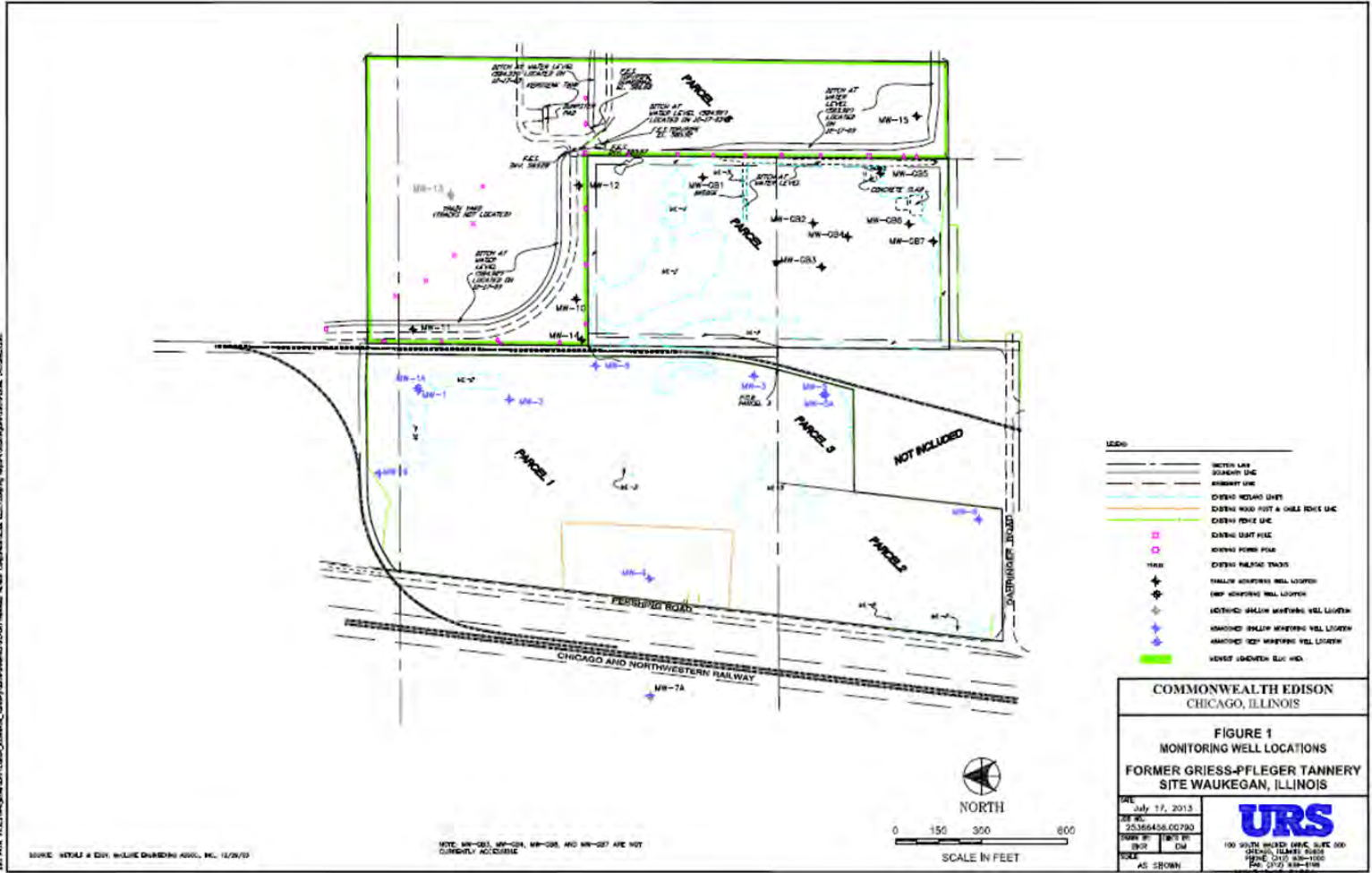
Waukegan



Waukegan



Waukegan



WAUKEGAN - DATA UTILIZED FOR HEARING CHARTS AND TABLES
Electronic Filing: Received, Clerk's Office 10/20/2017

MW-1			MW-2		
Date	Boron (mg/L)	Sulfate (mg/L)	Date	Boron (mg/L)	Sulfate (mg/L)
10/25/2010	2.60	350.00	10/25/2010	2.20	230.00
3/24/2011	2.00	230.00	3/24/2011	2.20	160.00
6/13/2011	2.60	260.00	6/13/2011	2.00	150.00
9/13/2011	2.50	280.00	9/13/2011	1.70	200.00
12/6/2011	2.80	330.00	12/6/2011	1.90	180.00
3/14/2012	2.50	390.00	3/14/2012	2.00	200.00
6/18/2012	2.00	300.00	6/18/2012	2.60	210.00
9/28/2012	1.90	240.00	9/28/2012	2.10	270.00
12/19/2012	1.90	200.00	12/19/2012	1.90	210.00
3/7/2013	2.20	250.00	3/7/2013	2.20	230.00
6/7/13	2.20	260.00	6/7/2013	1.90	220.00
7/25/2013	2.30	300.00	7/25/2013	2.10	260.00
11/4/2013	3.10	260.00	11/4/2013	2.20	290.00
3/10/2014	1.90	130.00	3/10/2014	2.80	370.00
5/16/2014	2.00	170.00	5/15/2014	2.60	280.00
8/21/2014	2.00	130.00	8/21/2014	3.00	210.00
11/6/2014	2.20	270.00	11/6/2014	3.00	350.00
2/17/2015	1.70	200.00	2/17/2015	3.20	150.00
4/21/2015	1.50	250.00	4/21/2015	2.90	190.00
8/12/2015	1.20	260.00	8/12/2015	2.50	230.00
11/2/2015	1.70	320.00	11/2/2015	2.50	230.00
3/1/2016	1.90	260.00	3/1/2016	3.60	220.00
5/4/2016	2.10	210.00	5/4/2016	3.30	160.00
8/23/2016	2.10	230.00	8/23/2016	3.00	220.00
12/5/2016	1.90	200.00	12/5/2016	3.00	160.00
2/21/2017	2.10	260.00	2/21/2017	2.90	210.00
5/15/2017	2.30	330.00	5/15/2017	3.40	350.00
3/1/2016	1.90	270.00	3/1/2016	4.10	220.00
5/4/2016	2.00	210.00	5/4/2016	3.30	180.00
8/23/2016	2.00	240.00	8/23/2016	3.10	250.00
12/5/2016	2.20	180.00	12/5/2016	3.10	160.00
2/21/2017	2.20	250.00	2/21/2017	3.30	190.00
5/15/2017	2.10	330.00	5/15/2017	3.60	320.00
Median	2.10	260.00		2.50	220.00
Mean	2.12	254.44		2.54	227.41
Std. Dev	0.40	61.66		0.53	59.52
Maximum	3.10	390.00		3.60	370.00
Minimum	1.20	130.00		1.70	150.00
N	27	27		27	27

NOTE: All concentrations are dissolved unless otherwise noted.

 Means Not Detected and replaced with 1/2 Detection Limit.

 Means the concentration is total recoverable. NOT included in the Statistics.

WAUKEGAN - MEDIAN BORON AND SULFATE CONCENTRATIONS COMPARED TO BACKGROUND

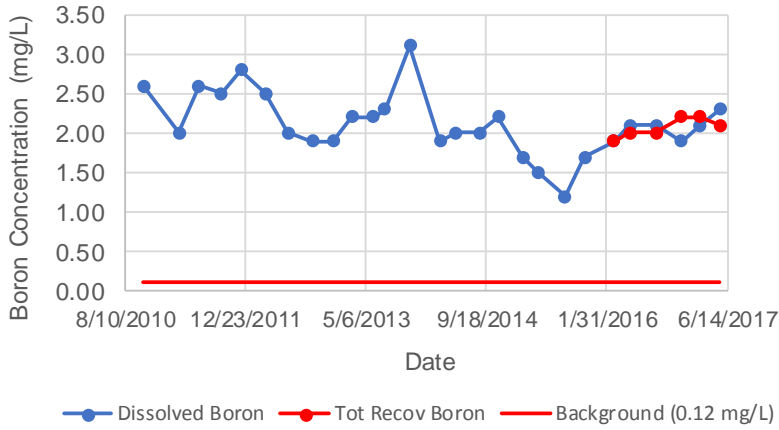
Well	Boron Concentration (mg/L)		Sulfate Concentration (mg/L)	
	Median	Background	Median	Background
MW-1	2.10	0.12	260	54
MW-2	2.50	0.12	220	54
MW-3	1.90	0.12	170	54
MW-4	2.10	0.12	210	54
MW-5	32.00	0.12	840	54
MW-6	2.80	0.12	190	54
MW-7	39.00	0.12	690	54
MW-8	24.00	0.12	370	54
MW-9	13.00	0.12	360	54
MW-16	3.70	0.12	595	54
ELUC MW-10	0.98	0.12	155	54
ELUC MW-11	3.65	0.12	150	54
ELUC MW-12	1.95	0.12	190	54
ELUC MW-14	1.00	0.12	150	54
ELUC MW-15	5.10	0.12	250	54

NOTE: All concentrations are dissolved unless otherwise noted.

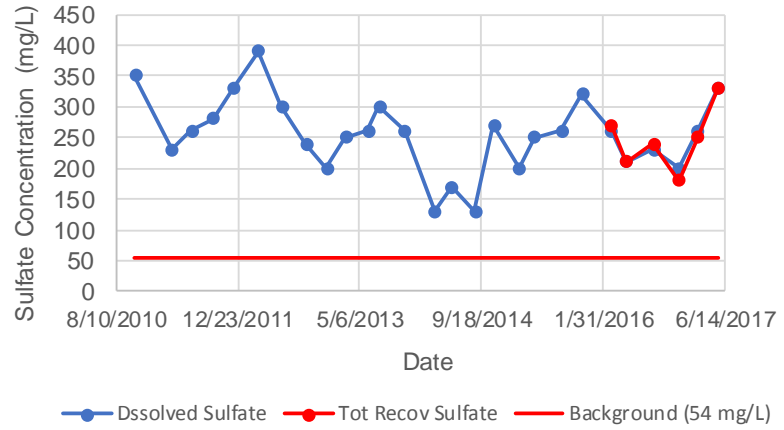
Means there are no dissolved concentrations for these wells. These values are for total recoverable concentrations for the dates shown in the Data tab.

Waukegan

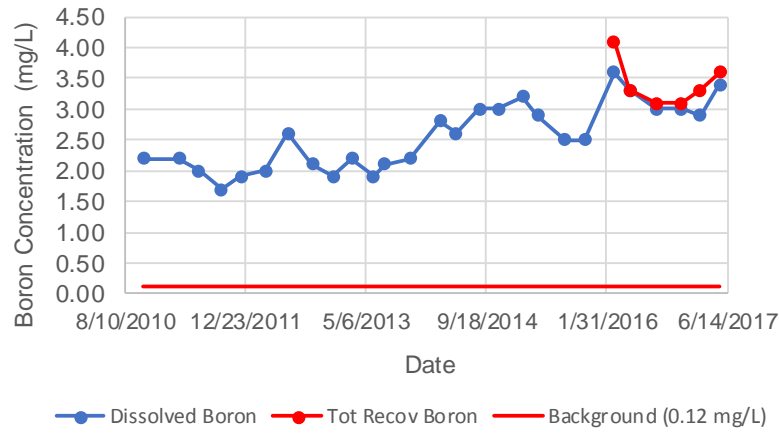
MW-1



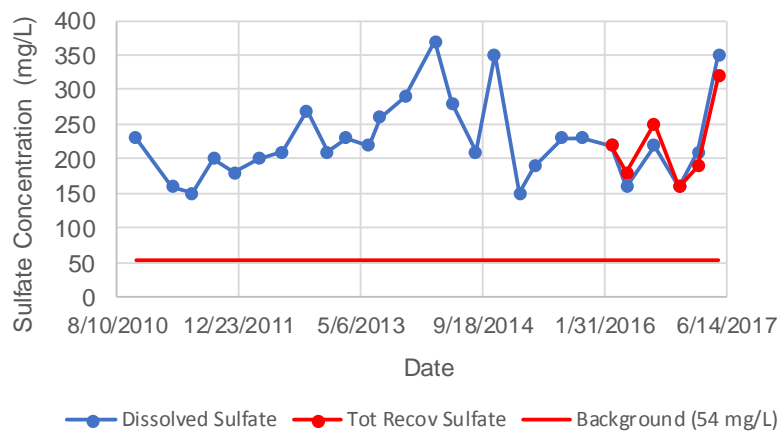
MW-1



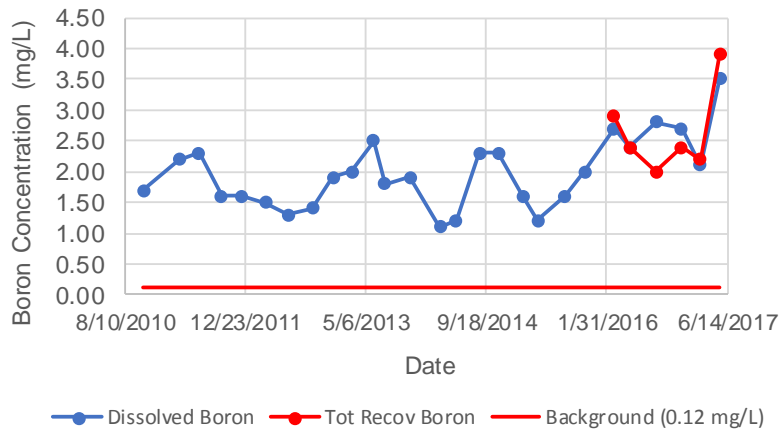
MW-2



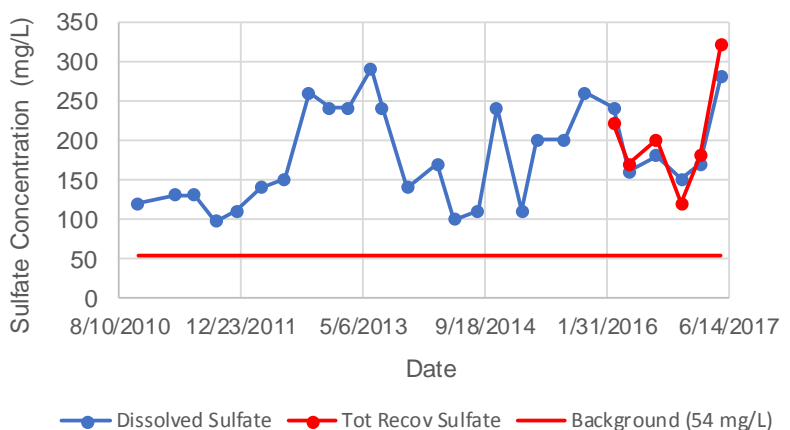
MW-2



MW-3



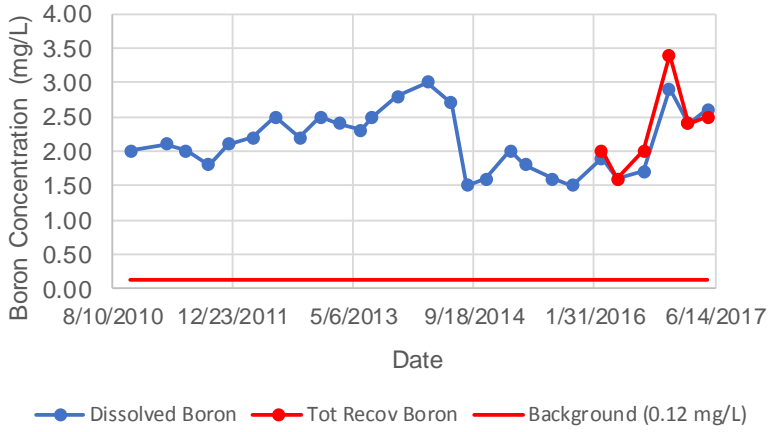
MW-3



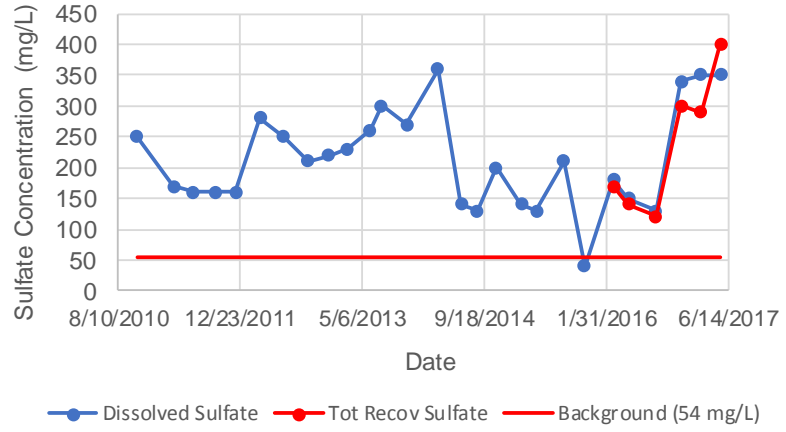
Electronic Filing: Received, Clerk's Office 10/20/2017

Waukegan

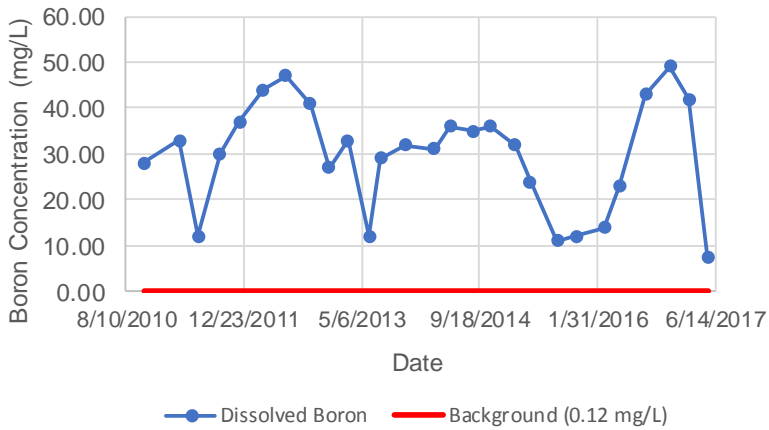
MW-4



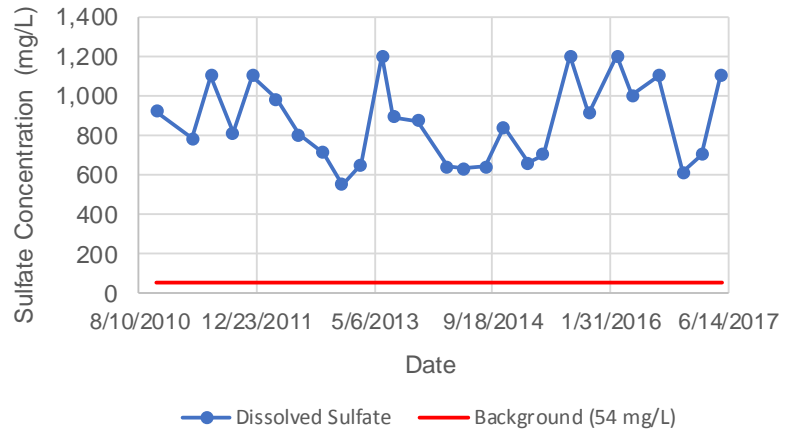
MW-4



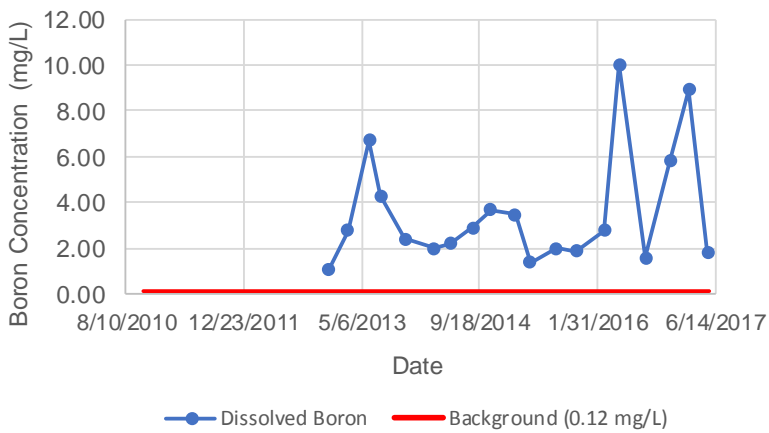
MW-5



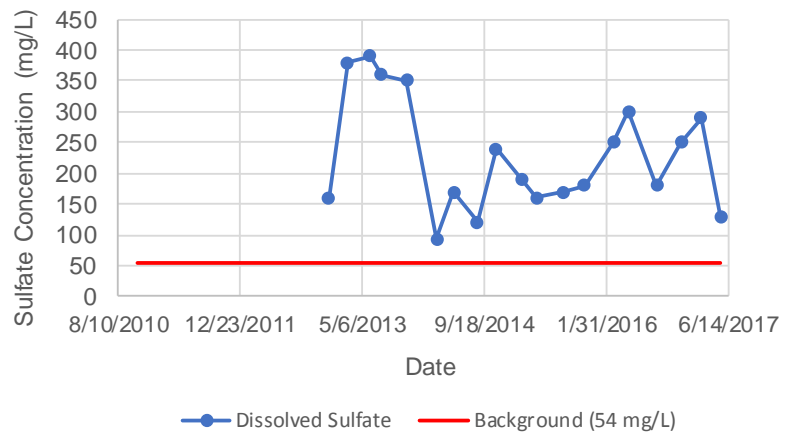
MW-5



MW-6

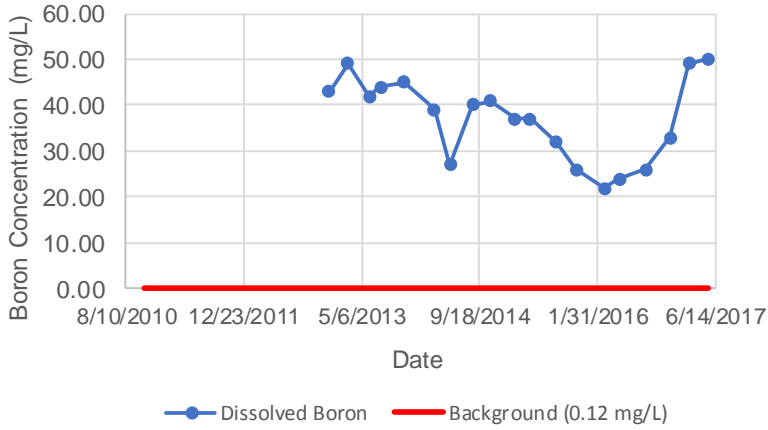


MW-6

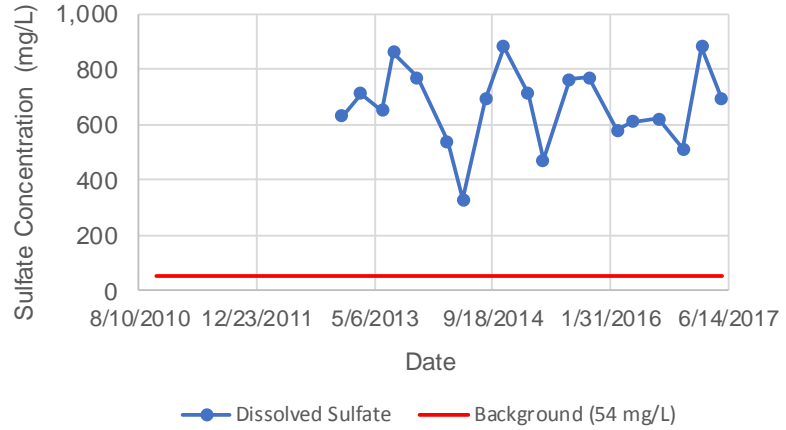


Waukegan

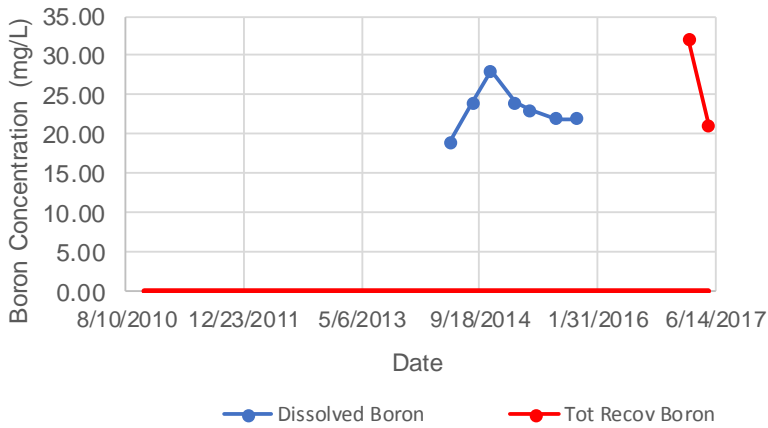
MW-7



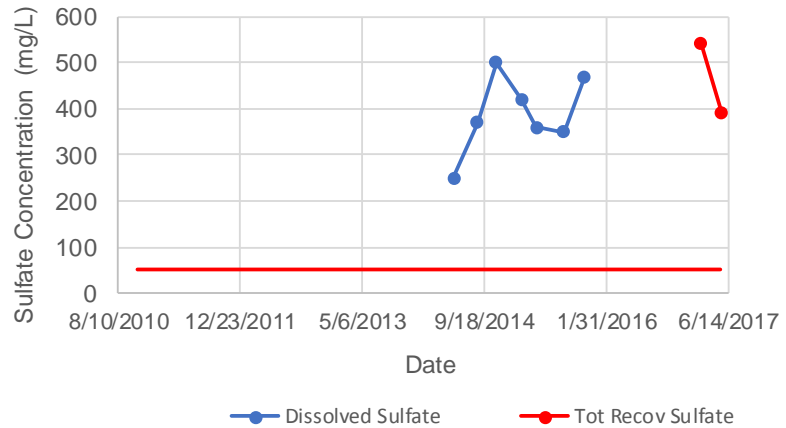
MW-7



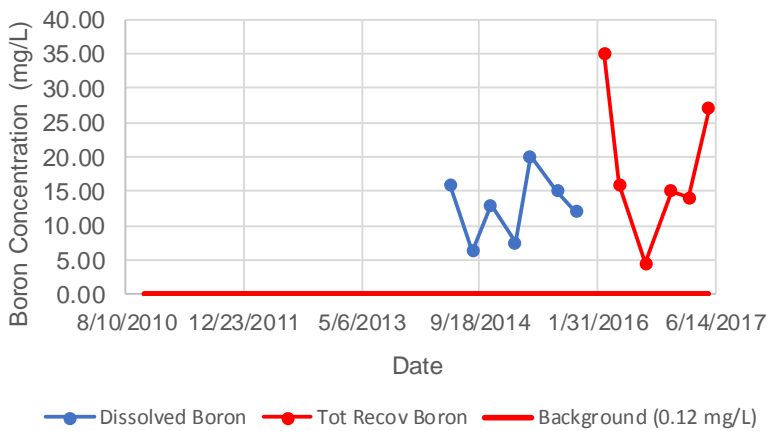
MW-8



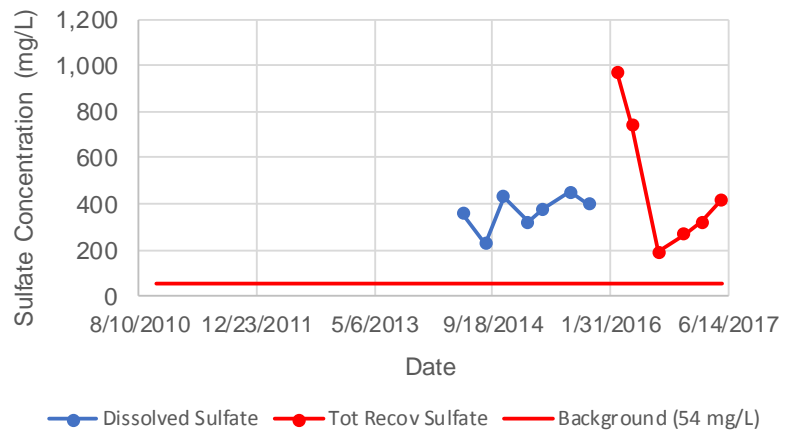
MW-8



MW-9



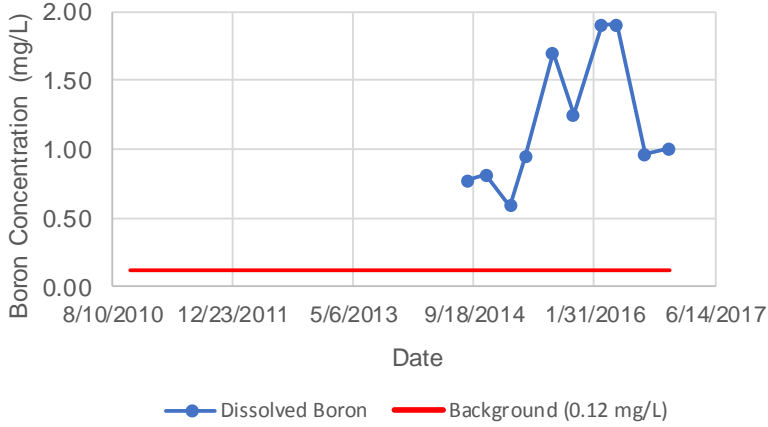
MW-9



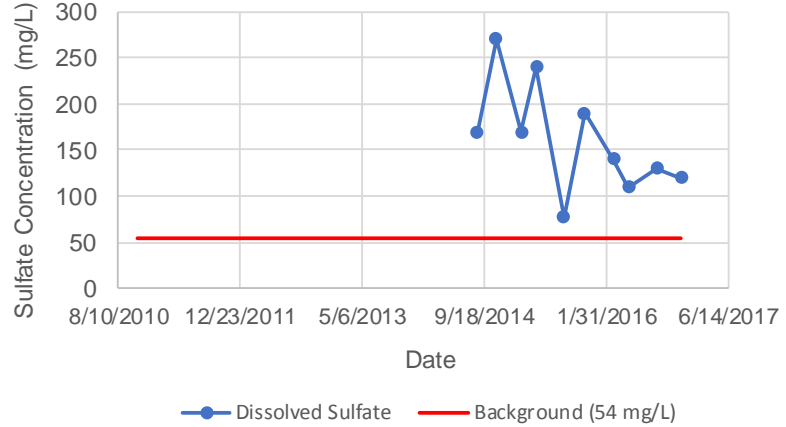
Electronic Filing: Received, Clerk's Office 10/20/2017

Waukegan

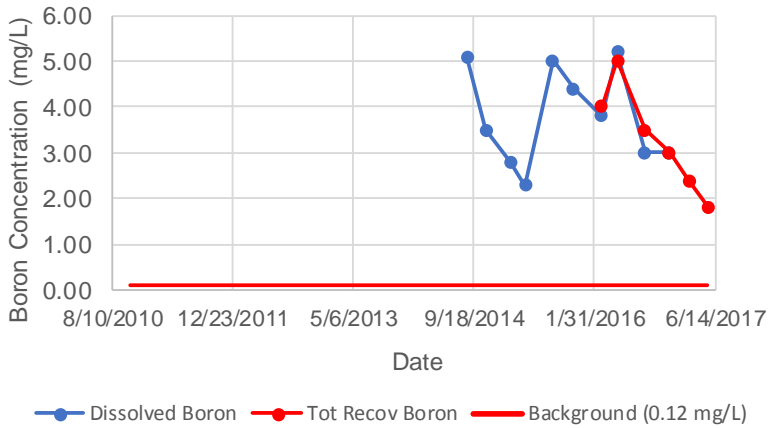
ELUC MW-10



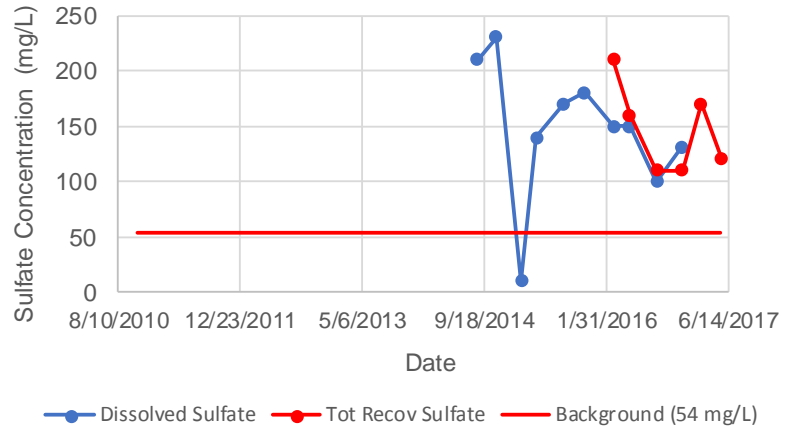
ELUC MW-10



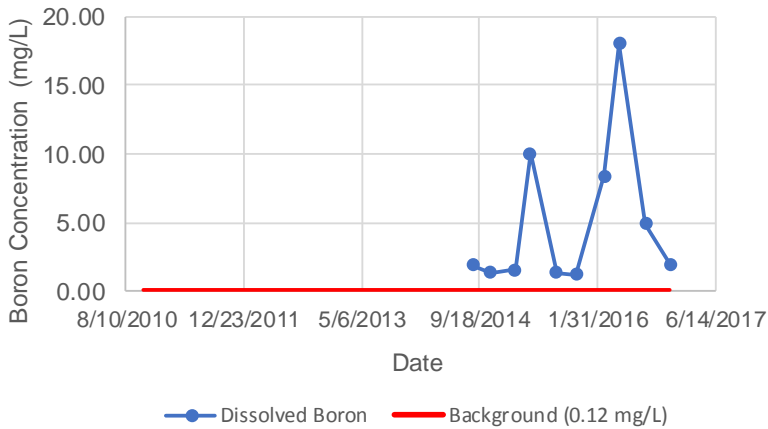
ELUC MW-11



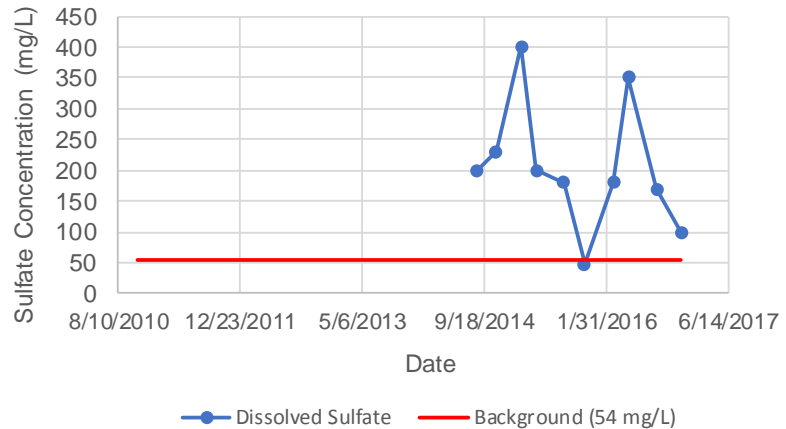
ELUC MW-11



ELUC MW-12



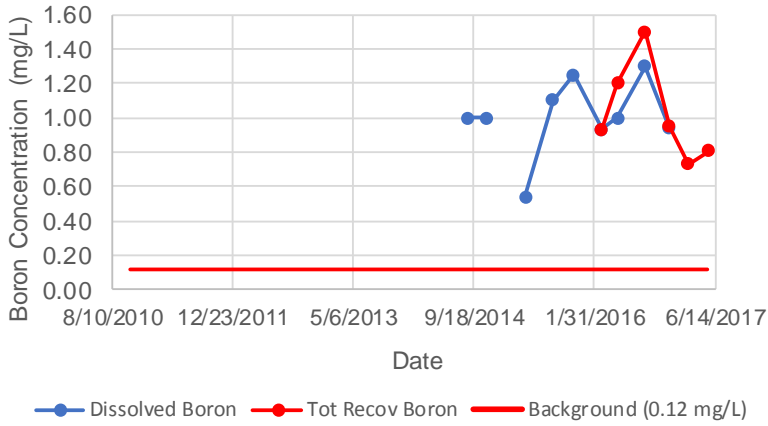
ELUC MW-12



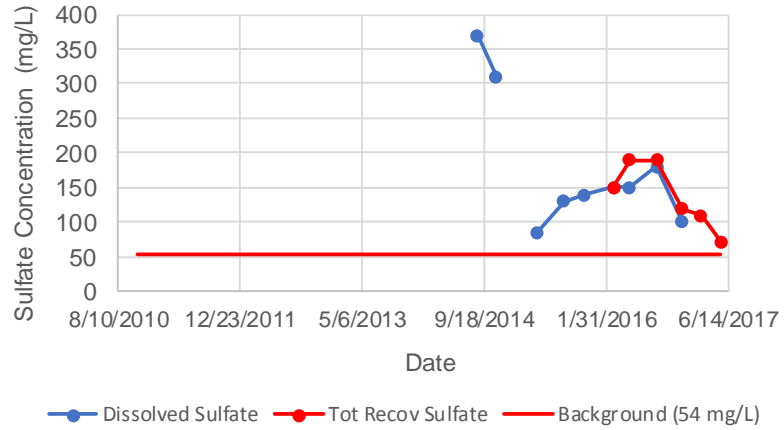
Electronic Filing: Received, Clerk's Office 10/20/2017

Waukegan

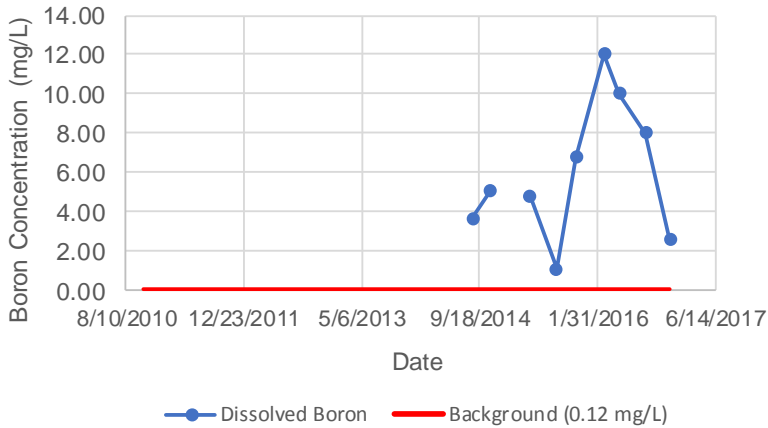
ELUC MW-14



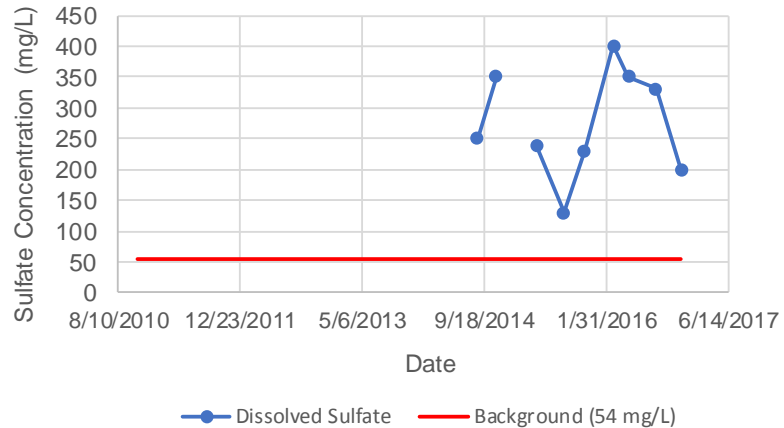
ELUC MW-14



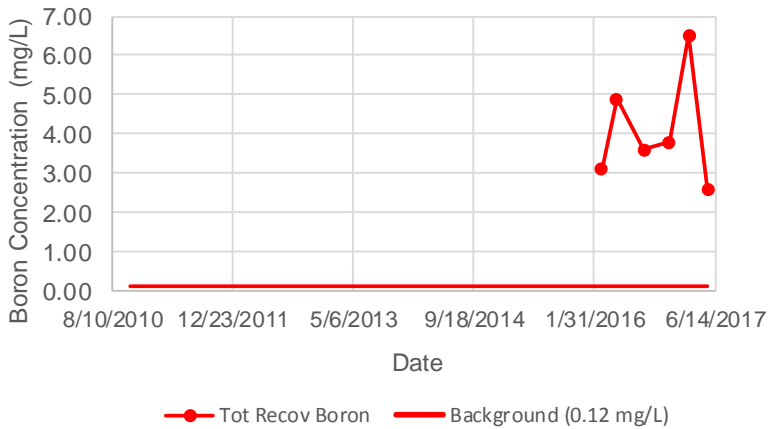
ELUC MW-15



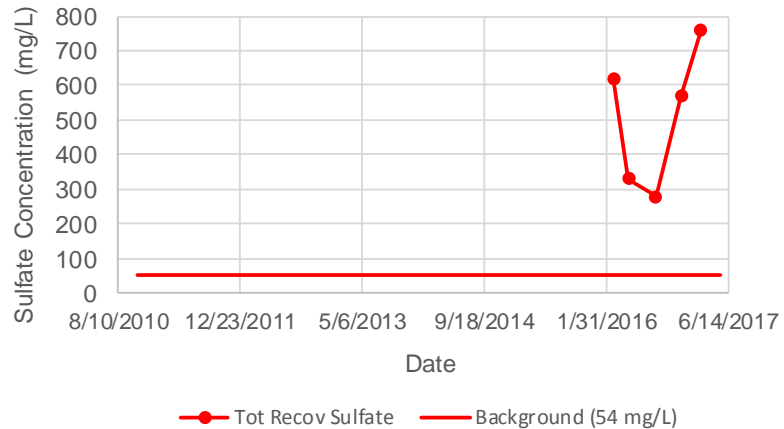
ELUC MW-15



MW-16



MW-16



Electronic Filing: Received, Clerk's Office 10/20/2017

WAUKEGAN - DATA UTILIZED FOR HEARING CHARTS AND TABLES

MW-1			MW-2		
Date	Boron (mg/L)	Sulfate (mg/L)	Date	Boron (mg/L)	Sulfate (mg/L)
10/25/2010	2.60	350.00	10/25/2010	2.20	230.00
3/24/2011	2.00	230.00	3/24/2011	2.20	160.00
6/13/2011	2.60	260.00	6/13/2011	2.00	150.00
9/13/2011	2.50	280.00	9/13/2011	1.70	200.00
12/6/2011	2.80	330.00	12/6/2011	1.90	180.00
3/14/2012	2.50	390.00	3/14/2012	2.00	200.00
6/18/2012	2.00	300.00	6/18/2012	2.60	210.00
9/28/2012	1.90	240.00	9/28/2012	2.10	270.00
12/19/2012	1.90	200.00	12/19/2012	1.90	210.00
3/7/2013	2.20	250.00	3/7/2013	2.20	230.00
6/7/13	2.20	260.00	6/7/2013	1.90	220.00
7/25/2013	2.30	300.00	7/25/2013	2.10	260.00
11/4/2013	3.10	260.00	11/4/2013	2.20	290.00
3/10/2014	1.90	130.00	3/10/2014	2.80	370.00
5/16/2014	2.00	170.00	5/15/2014	2.60	280.00
8/21/2014	2.00	130.00	8/21/2014	3.00	210.00
11/6/2014	2.20	270.00	11/6/2014	3.00	350.00
2/17/2015	1.70	200.00	2/17/2015	3.20	150.00
4/21/2015	1.50	250.00	4/21/2015	2.90	190.00
8/12/2015	1.20	260.00	8/12/2015	2.50	230.00
11/2/2015	1.70	320.00	11/2/2015	2.50	230.00
3/1/2016	1.90	260.00	3/1/2016	3.60	220.00
5/4/2016	2.10	210.00	5/4/2016	3.30	160.00
8/23/2016	2.10	230.00	8/23/2016	3.00	220.00
12/5/2016	1.90	200.00	12/5/2016	3.00	160.00
2/21/2017	2.10	260.00	2/21/2017	2.90	210.00
5/15/2017	2.30	330.00	5/15/2017	3.40	350.00
3/1/2016	1.90	270.00	3/1/2016	4.10	220.00
5/4/2016	2.00	210.00	5/4/2016	3.30	180.00
8/23/2016	2.00	240.00	8/23/2016	3.10	250.00
12/5/2016	2.20	180.00	12/5/2016	3.10	160.00
2/21/2017	2.20	250.00	2/21/2017	3.30	190.00
5/15/2017	2.10	330.00	5/15/2017	3.60	320.00
Median	2.10	260.00		2.50	220.00
Mean	2.12	254.44		2.54	227.41
Std. Dev	0.40	61.66		0.53	59.52
Maximum	3.10	390.00		3.60	370.00
Minimum	1.20	130.00		1.70	150.00
N	27	27		27	27

NOTE: All concentrations are dissolved unless otherwise noted.

 Means Not Detected and replaced with 1/2 Detection Limit.

 Means the concentration is total recoverable. NOT included in the Statistics.

Electronic Filing: Received, Clerk's Office 10/20/2017

WAUKEGAN - DATA UTILIZED FOR HEARING CHARTS AND TABLES

MW-3			MW-4		
Date	Boron (mg/L)	Sulfate (mg/L)	Date	Boron (mg/L)	Sulfate (mg/L)
10/25/2010	1.70	120.00	10/25/2010	2.00	250.00
3/24/2011	2.20	130.00	3/24/2011	2.10	170.00
6/13/2011	2.30	130.00	6/13/2011	2.00	160.00
9/13/2011	1.60	97.00	9/13/2011	1.80	160.00
12/6/2011	1.60	110.00	12/6/2011	2.10	160.00
3/14/2012	1.50	140.00	3/14/2012	2.20	280.00
6/18/2012	1.30	150.00	6/18/2012	2.50	250.00
9/28/2012	1.40	260.00	9/28/2012	2.20	210.00
12/19/2012	1.90	240.00	12/19/2012	2.50	220.00
3/7/2013	2.00	240.00	3/7/2013	2.40	230.00
6/7/2013	2.50	290.00	6/6/2013	2.30	260.00
7/25/2013	1.80	240.00	7/25/2013	2.50	300.00
11/4/2013	1.90	140.00	11/4/2013	2.80	270.00
3/10/2014	1.10	170.00	3/11/2014	3.00	360.00
5/15/2014	1.20	100.00	6/16/2014	2.70	140.00
8/21/2014	2.30	110.00	8/21/2014	1.50	130.00
11/6/2014	2.30	240.00	11/5/2014	1.60	200.00
2/17/2015	1.60	110.00	2/17/2015	2.00	140.00
4/21/2015	1.20	200.00	4/21/2015	1.80	130.00
8/12/2015	1.60	200.00	8/12/2015	1.60	210.00
11/2/2015	2.00	260.00	11/2/2015	1.50	40.00
3/1/2016	2.70	240.00	3/1/2016	1.90	180.00
5/4/2016	2.40	160.00	5/4/2016	1.60	150.00
8/23/2016	2.80	180.00	8/23/2016	1.70	130.00
12/5/2016	2.70	150.00	12/5/2016	2.90	340.00
2/21/2017	2.10	170.00	2/22/2017	2.40	350.00
5/16/2017	3.50	280.00	5/16/2017	2.60	350.00
3/1/2016	2.90	220.00	3/1/2016	2.00	170.00
5/4/2016	2.40	170.00	5/4/2016	1.60	140.00
8/24/2016	2.00	200.00	8/24/2016	2.00	120.00
12/5/2016	2.40	120.00	12/5/2016	3.40	300.00
2/21/2017	2.20	180.00	2/22/2017	2.40	290.00
5/16/2017	3.90	320.00	5/16/2017	2.50	400.00
	1.90	170.00		2.10	210.00
	1.97	179.89		2.16	213.70
	0.57	60.73		0.44	81.48
	3.50	290.00		3.00	360.00
	1.10	97.00		1.50	40.00
	27	27		27	27

Electronic Filing: Received, Clerk's Office 10/20/2017

WAUKEGAN - DATA UTILIZED FOR HEARING CHARTS AND TABLES

MW-5			MW-6		
Date	Boron (mg/L)	Sulfate (mg/L)	Date	Boron (mg/L)	Sulfate (mg/L)
10/25/2010	28.00	920.00	12/19/2012	1.10	160.00
3/24/2011	33.00	780.00	3/7/2013	2.80	380.00
6/13/2011	12.00	1100.00	6/6/2013	6.70	390.00
9/13/2011	30.00	810.00	7/25/2013	4.30	360.00
12/6/2011	37.00	1100.00	11/5/2013	2.40	350.00
3/14/2012	44.00	980.00	3/10/2014	2.00	93.00
6/18/2012	47.00	800.00	5/15/2014	2.20	170.00
9/28/2012	41.00	710.00	8/21/2014	2.90	120.00
12/19/2012	27.00	550.00	11/5/2014	3.70	240.00
3/7/2013	33.00	650.00	2/18/2015	3.50	190.00
6/6/2013	12.00	1200.00	4/20/2015	1.40	160.00
7/25/2013	29.00	890.00	8/12/2015	2.00	170.00
11/5/2013	32.00	870.00	11/3/2015	1.90	180.00
3/11/2014	31.00	640.00	2/29/2016	2.80	250.00
5/16/2014	36.00	630.00	5/3/2016	10.00	300.00
8/21/2014	35.00	640.00	8/25/2016	1.60	180.00
11/5/2014	36.00	840.00	12/6/2016	5.80	250.00
2/17/2015	32.00	660.00	2/22/2017	8.90	290.00
4/20/2015	24.00	700.00	5/15/2017	1.80	130.00
8/13/2015	11.00	1200.00			
11/3/2015	12.00	910.00			
3/2/2016	14.00	1200.00			
5/2/2016	23.00	1000.00			
8/24/2016	43.00	1100.00			
12/7/2016	49.00	610.00			
2/22/2017	42.00	700.00			
5/15/2017	7.70	1100.00			

32.00	840.00	2.80	190.00
29.66	862.59	3.57	229.63
11.82	205.42	2.53	92.28
49.00	1200.00	10.00	390.00
7.70	550.00	1.10	93.00
27	27	19	19

Electronic Filing: Received, Clerk's Office 10/20/2017

WAUKEGAN - DATA UTILIZED FOR HEARING CHARTS AND TABLES

MW-7			MW-8		
Date	Boron (mg/L)	Sulfate (mg/L)	Date	Boron (mg/L)	Sulfate (mg/L)
12/19/2012	43.00	630.00	5/15/2014	19.00	250.00
3/7/2013	49.00	710.00	8/22/2014	24.00	370.00
6/6/2013	42.00	650.00	11/5/2014	28.00	500.00
7/25/2013	44.00	860.00	2/18/2015	24.00	420.00
11/4/2013	45.00	770.00	4/21/2015	23.00	360.00
3/10/2014	39.00	540.00	8/12/2015	22.00	350.00
5/15/2014	27.00	330.00	11/4/2015	22.00	470.00
8/21/2014	40.00	690.00			
11/5/2014	41.00	880.00			
2/17/2015	37.00	710.00			
4/20/2015	37.00	470.00			
8/12/2015	32.00	760.00			
11/3/2015	26.00	770.00			
2/29/2016	22.00	580.00			
5/2/2016	24.00	610.00			
8/24/2016	26.00	620.00			
12/7/2016	33.00	510.00			
2/22/2017	49.00	880.00			
5/16/2017	50.00	690.00			

2/23/2017	32.00	540.00
5/17/2017	21.00	390.00

39.00	690.00	24.00	370.00
37.16	666.32	23.60	380.00
8.93	143.46	3.21	91.38
50.00	880.00	28.00	500.00
22.00	330.00	19.00	250.00
19	19	5	5

Electronic Filing: Received, Clerk's Office 10/20/2017

WAUKEGAN - DATA UTILIZED FOR HEARING CHARTS AND TABLES

MW-9			MW-16		
Date	Boron (mg/L)	Sulfate (mg/L)	Date	Boron (mg/L)	Sulfate (mg/L)
5/15/2014	16.00	360.00			
8/22/2014	6.30	230.00			
11/5/2014	13.00	430.00			
2/18/2015	7.50	320.00			
4/21/2015	20.00	380.00			
8/13/2015	15.00	450.00			
11/4/2015	12.00	400.00			

3/2/2016	35.00	970.00	3/2/2016	3.10	990.00
5/3/2016	16.00	740.00	5/2/2016	4.90	620.00
8/25/2016	4.50	190.00	8/24/2016	3.60	330.00
12/8/2016	15.00	270.00	12/5/2016	3.80	280.00
2/23/2017	14.00	320.00	2/24/2017	6.50	570.00
5/16/2017	27.00	420.00	5/16/2017	2.60	760.00

13.00	360.00
12.56	344.00
5.75	75.03
20.00	430.00
6.30	230.00
5	5

3.70	595.00
4.08	591.67
1.41	266.04
6.50	990.00
2.60	280.00
6	6

Reg. Backgnd. 0.12 54
 Median

Electronic Filing: Received, Clerk's Office 10/20/2017

WAUKEGAN - DATA UTILIZED FOR HEARING CHARTS AND TABLES

ELUC MW-10			ELUC MW-11		
Date	Boron (mg/L)	Sulfate (mg/L)	Date	Boron (mg/L)	Sulfate (mg/L)
8/22/2014	0.77	170.00	8/22/2014	5.10	210.00
11/6/2014	0.81	270.00	11/6/2014	3.50	230.00
2/18/2015	0.59	170.00	2/18/2015	2.80	10.00
4/20/2015	0.94	240.00	4/20/2015	2.30	140.00
8/11/2015	1.70	77.00	8/11/2015	5.00	170.00
11/4/2015	1.25	190.00	11/5/2015	4.40	180.00
3/2/2016	1.90	140.00	3/2/2016	3.80	150.00
5/3/2016	1.90	110.00	5/5/2016	5.20	150.00
8/26/2016	0.96	130.00	8/26/2016	3.00	100.00
12/6/2016	1.00	120.00	12/6/2016	3.00	130.00

3/2/2016	4.00	210.00
5/5/2016	5.00	160.00
8/26/2016	3.50	110.00
12/7/2016	3.00	110.00
2/24/2017	2.40	170.00
5/18/2017	1.80	120.00

0.98	155.00	3.65	150.00
1.18	161.70	3.81	147.00
0.48	59.50	1.06	61.29
1.90	270.00	5.20	230.00
0.59	77.00	2.30	10.00
10	10	10	10

Electronic Filing: Received, Clerk's Office 10/20/2017

WAUKEGAN - DATA UTILIZED FOR HEARING CHARTS AND TABLES

ELUC MW-12			ELUC MW-14		
Date	Boron (mg/L)	Sulfate (mg/L)	Date	Boron (mg/L)	Sulfate (mg/L)
8/22/2014	1.90	200.00	8/22/2014	1.00	370.00
11/6/2014	1.40	230.00	11/6/2014	1.00	310.00
2/18/2015	1.60	400.00	2/18/2015		
4/20/2015	10.00	200.00	4/20/2015	0.54	84.00
8/11/2015	1.40	180.00	8/11/2015	1.10	130.00
11/4/2015	1.25	47.00	11/5/2015	1.25	140.00
2/29/2016	8.40	180.00	2/29/2016	0.93	150.00
5/4/2016	18.00	350.00	5/5/2016	1.00	150.00
8/25/2016	4.90	170.00	8/26/2016	1.30	180.00
12/6/2016	2.00	100.00	12/7/2016	0.94	100.00

3/2/2016	0.93	150.00
5/5/2016	1.20	190.00
8/26/2016	1.50	190.00
12/7/2016	0.95	120.00
2/23/2017	0.73	110.00
5/18/2017	0.81	70.00

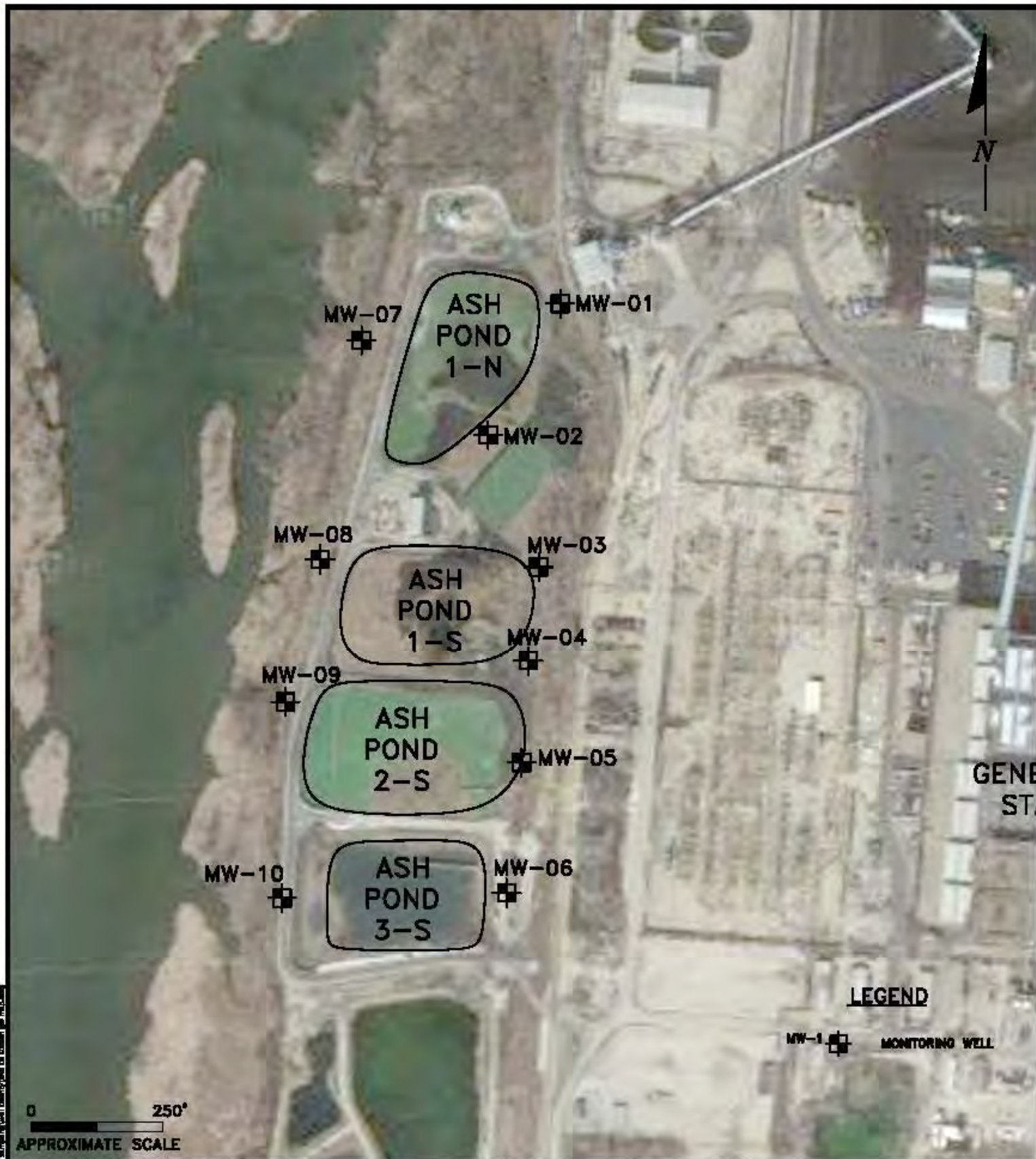
1.95	190.00	1.00	150.00
5.09	205.70	1.01	179.33
5.53	104.45	0.22	96.51
18.00	400.00	1.30	370.00
1.25	47.00	0.54	84.00
10	10	9	9

Electronic Filing: Received, Clerk's Office 10/20/2017

WAUKEGAN - DATA UTILIZED FOR HEARING CHARTS AND TABLES

ELUC MW-15		
Date	Boron (mg/L)	Sulfate (mg/L)
8/22/2014	3.70	250.00
11/5/2014	5.10	350.00
2/18/2015		
4/20/2015	4.80	240.00
8/11/2015	1.10	130.00
11/3/2015	6.80	230.00
2/29/2016	12.00	400.00
5/3/2016	10.00	350.00
8/23/2016	8.00	330.00
12/6/2016	2.60	200.00

5.10	250.00
6.01	275.56
3.53	86.91
12.00	400.00
1.10	130.00
9	9



ENVIRONMENTAL CONSULTATION & REMEDIATION

K P R G

KPRG and Associates, Inc.

14605 West Lisbon Road, Suite 28 Brookfield, Wisconsin 53005 Telephone 262-781-0475 Facsimile 262-781-0478

414 Plaza Drive, Suite 106 Westmont, Illinois 60159 Telephone 630-525-1300 Facsimile 630-323-1555

SITE MAP

**WILL COUNTY STATION
ROMEIOVILLE, ILLINOIS**

Scale: 1" = 250'

Date: January 23, 2015


KPRG Project No. 12313.3

FIGURE 1

MW013 15 50002



DES PLAINES RIVER
FLOW ±579



LEGEND

MW-1 MONITORING WELL

581 GROUNDWATER CONTOUR

0 150'
APPROXIMATE SCALE

ENVIRONMENTAL CONSULTATION & REMEDIATION

K P R G

KPRG and Associates, Inc.

414 Plaza Drive, Suite 106 Westmont, Illinois 60559 Telephone 630-325-1300 Facsimile 630-325-1593

14665 West Lisbon Road, Suite 2B Brookfield, Wisconsin 53005 Telephone 262-781-0475 Facsimile 262-781-0478

CCR GROUNDWATER CONTOUR-1Q2016

**WILL COUNTY STATION
ROMEOWILLE, ILLINOIS**

Scale: 1" = 150' | Date: April 19, 2016

KPRG Project No. 12313.3 | MWG 3-15-0001 | FIGURE 2

K:\Projects\12313.ash_groundwater\figures\will_county\will_county\will_county.cad 12/20/16 9:41:29 AM

Electronic Filing Received, Clerk's Office 10/20/2017

MW-1			MW-2		
Date	Boron (mg/L)	Sulfate (mg/L)	Date	Boron (mg/L)	Sulfate (mg/L)
12/13/2010	1.80	530.00	12/13/2010	1.80	430.00
3/28/2011	1.60	390.00	3/28/2011	1.70	280.00
6/15/2011	1.80	280.00	6/15/2011	2.30	400.00
9/15/2011	1.70	320.00	9/15/2011	2.30	330.00
12/8/2011	1.60	270.00	12/9/2011	1.70	220.00
3/16/2012	1.50	430.00	3/16/2012	1.70	330.00
6/20/2012	2.10	390.00	6/20/2012	2.00	340.00
9/24/2012	1.90	390.00	9/24/2012	2.20	280.00
12/18/2012	1.90	290.00	12/18/2012	1.80	250.00
3/5/2013	1.90	310.00	3/5/2013	1.70	260.00
5/23/2013	2.40	460.00	5/23/2013	1.90	250.00
8/14/2013	2.30	540.00	8/14/2013	2.20	300.00
10/29/2013	2.60	430.00	10/28/2013	2.40	280.00
2/20/2014	2.40	390.00	2/20/2014	2.40	210.00
5/20/2014	2.50	230.00	5/20/2014	2.80	300.00
8/13/2014	1.20	91.00	8/13/2014	3.00	340.00
10/21/2014	0.96	150.00	10/20/2014	3.60	510.00
2/4/2015	0.50	99.00	2/4/2015	3.80	400.00
4/30/2015	0.81	100.00	5/1/2015	3.80	460.00
7/27/2015	0.91	120.00	7/28/2015	4.00	610.00
11/9/2015	0.73	110.00	11/10/2015	4.40	600.00
2/18/2016	0.80	120.00	2/17/2016	4.40	710.00
5/26/2016	0.74	110.00	5/25/2016	3.90	650.00
8/11/2016	0.87	80.00	8/11/2016	4.10	510.00
10/27/2016	0.76	97.00	10/27/2016	4.90	670.00
2/2/2017	0.69	90.00	2/2/2017	4.30	590.00
5/10/2017	1.10	140.00	5/10/2017	3.60	470.00

Median	1.60	270.00	2.40	340.00
Mean	1.48	257.67	2.91	406.67
Std. Dev	0.66	152.37	1.05	151.58
Maximum	2.60	540.00	4.90	710.00
Minimum	0.50	80.00	1.70	210.00
N	27	27	27.00	27.00

Means Not Detected and replaced with 1/2 Detection Limit.

NOTE: All concentrations are dissolved unless otherwise noted.

Means the concentration is total recoverable. NOT included in the Statistics.

WILL COUNTY - MEDIAN BORON AND SULFATE CONCENTRATIONS COMPARED TO BACKGROUND

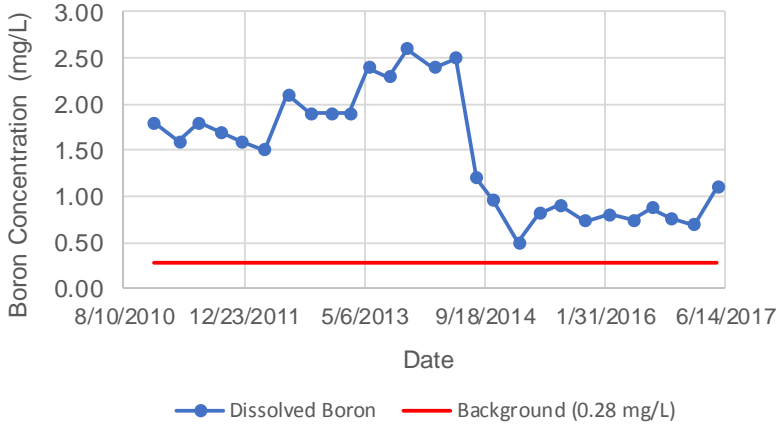
Well	Boron Concentration (mg/L)		Sulfate Concentration (mg/L)	
	Median	Background	Median	Background
MW-1	1.60	0.28	280	106
MW-2	2.40	0.28	340	106
MW-3	3.20	0.28	390	106
MW-4	4.60	0.28	1500	106
MW-5	3.50	0.28	540	106
MW-6	2.90	0.28	360	106
MW-7	3.90	0.28	530	106
MW-8	2.30	0.28	450	106
MW-9	1.70	0.28	310	106
MW-10	2.80	0.28	300	106
MW-11	3.05	0.28	160	106
MW-12	2.15	0.28	235	106

NOTE: All concentrations are dissolved unless otherwise noted.

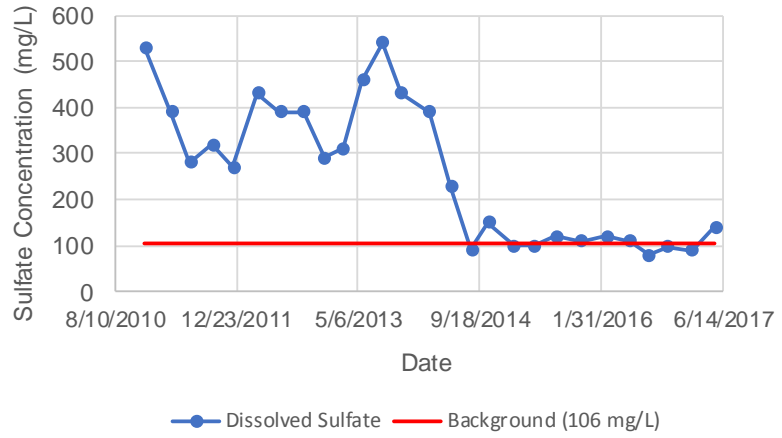
Means there are no dissolved concentrations for these wells. These values are for total recoverable concentrations for the dates shown in the Data tab.

Will County

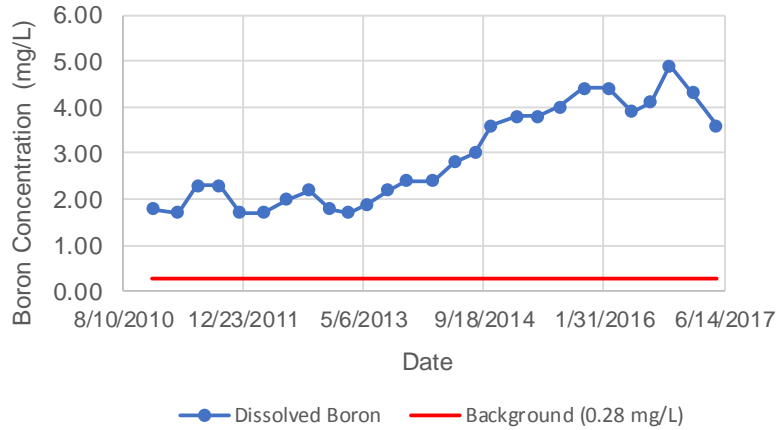
MW-1



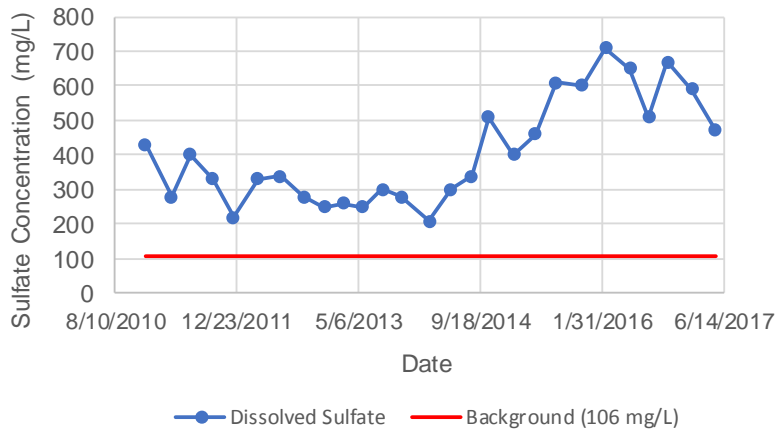
MW-1



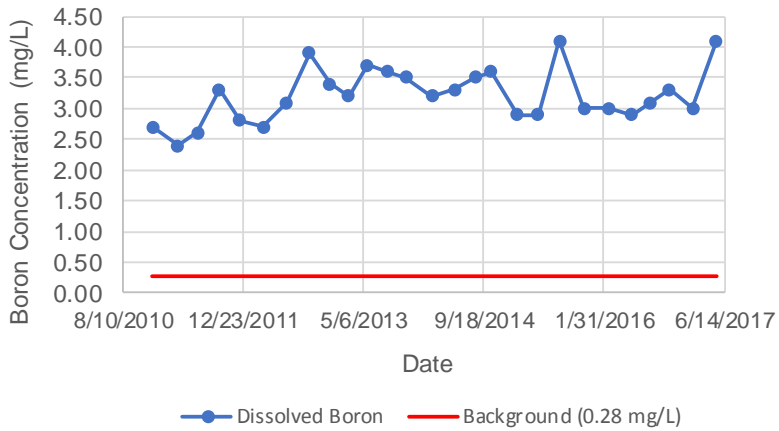
MW-2



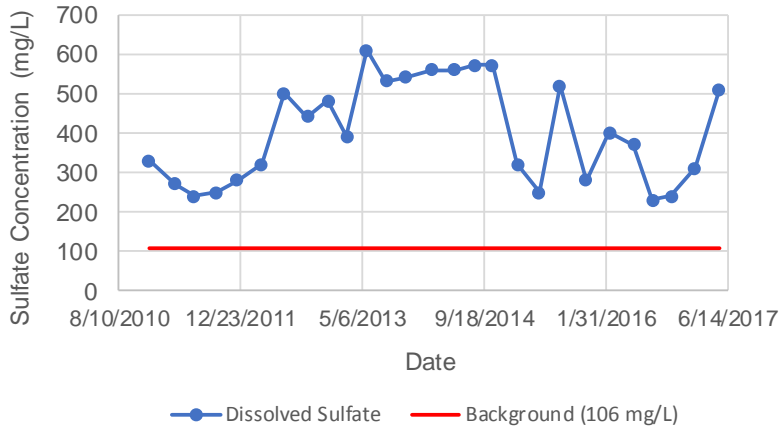
MW-2



MW-3



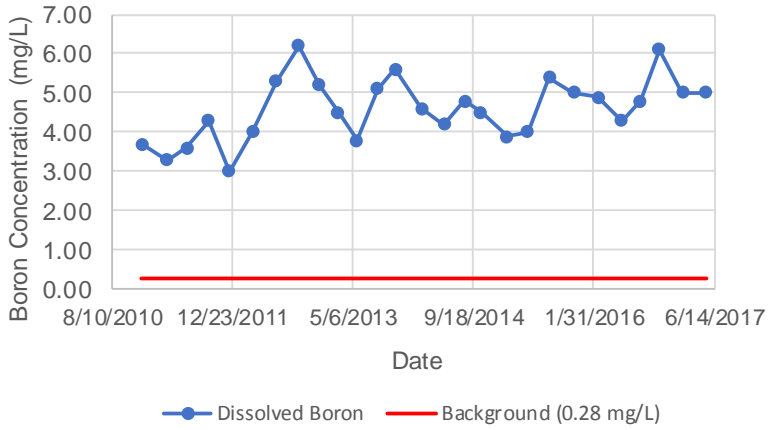
MW-3



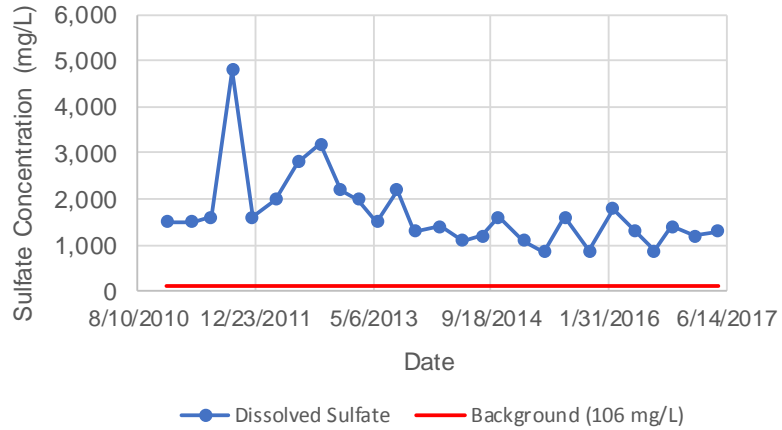
Electronic Filing: Received, Clerk's Office 10/20/2017

Will County

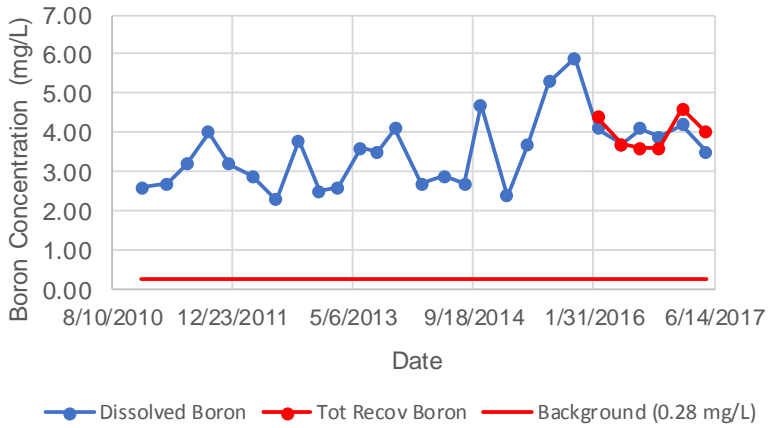
MW-4



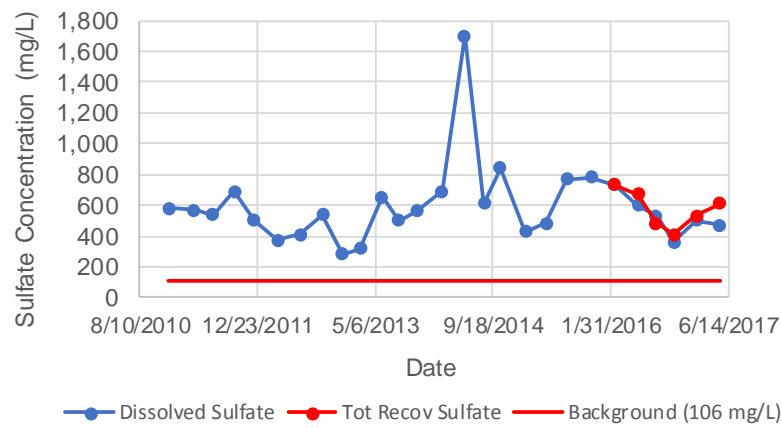
MW-4



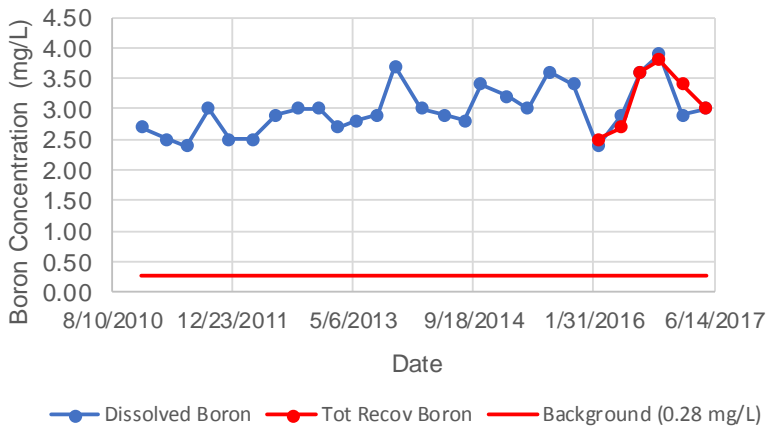
MW-5



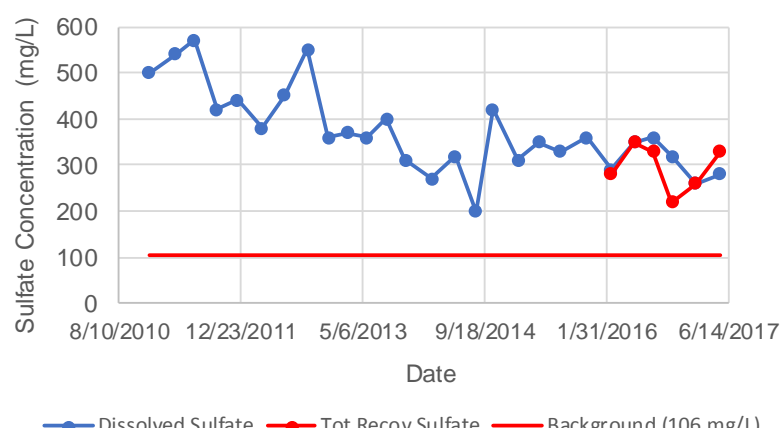
MW-5



MW-6



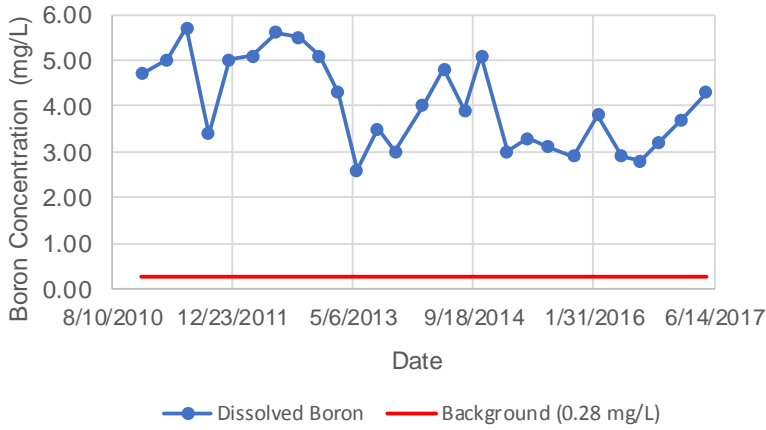
MW-6



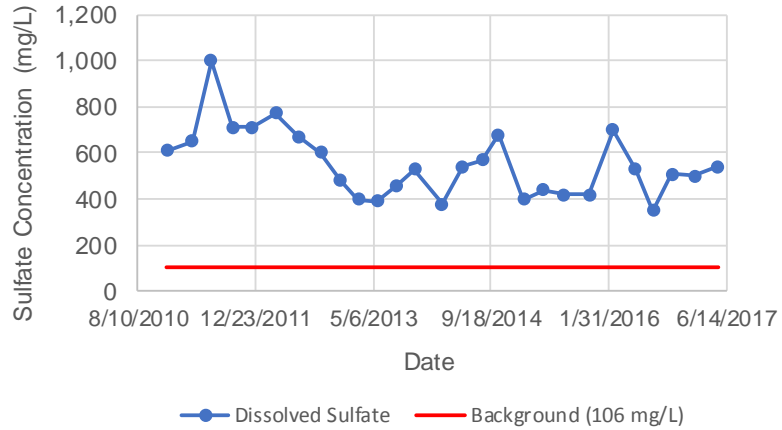
Electronic Filing: Received, Clerk's Office 10/20/2017

Will County

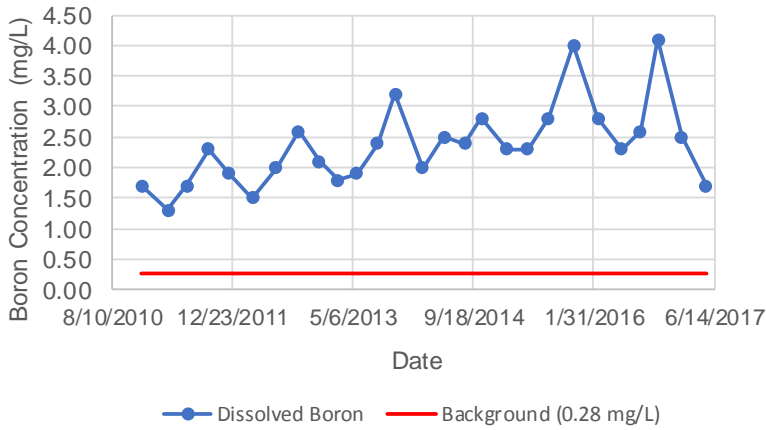
MW-7



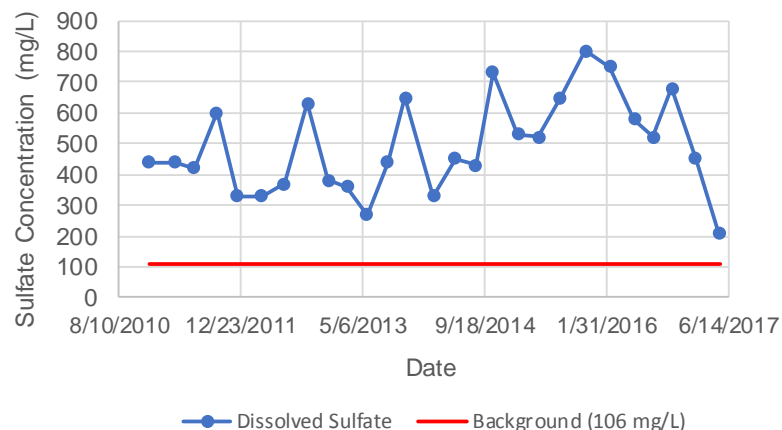
MW-7



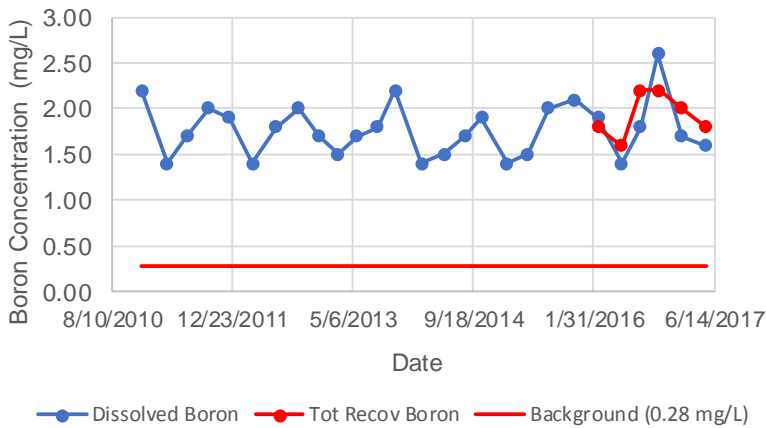
MW-8



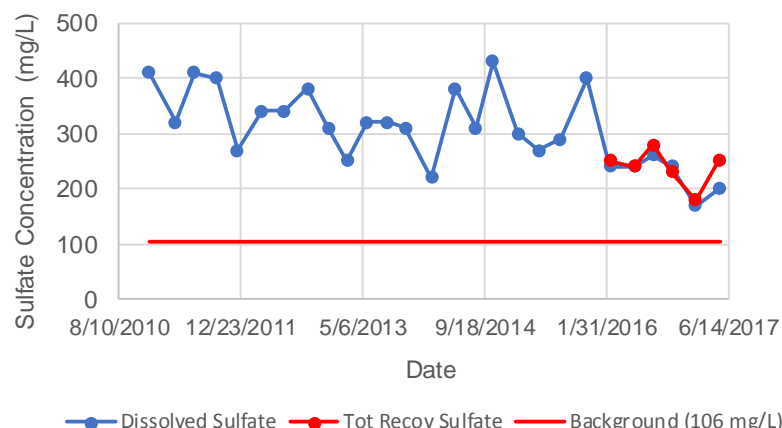
MW-8



MW-9

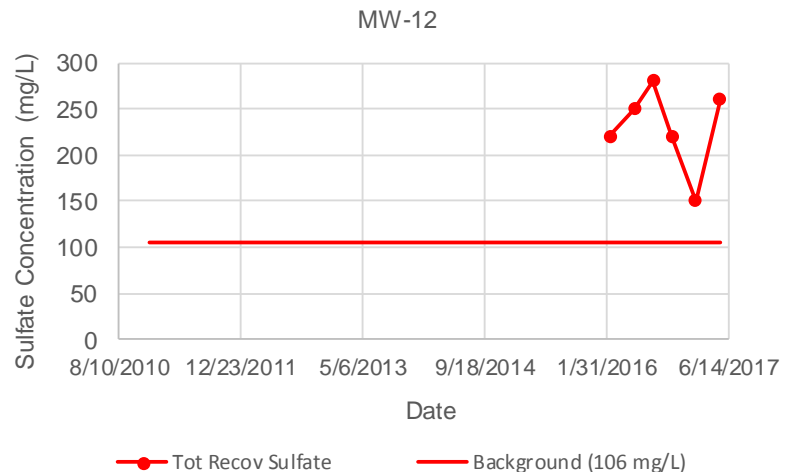
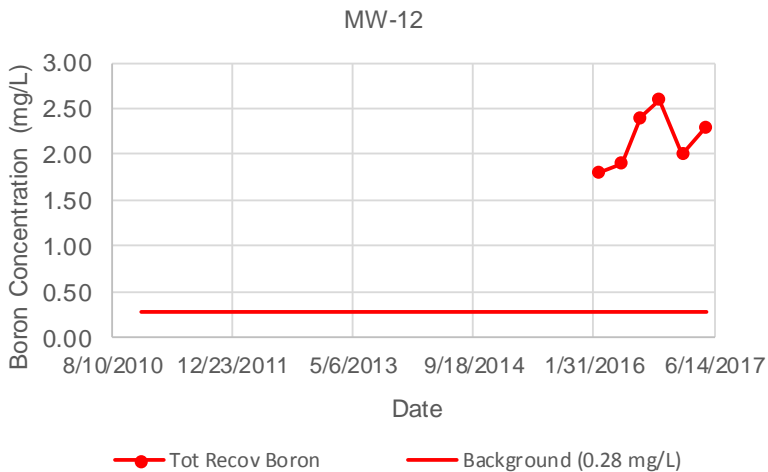
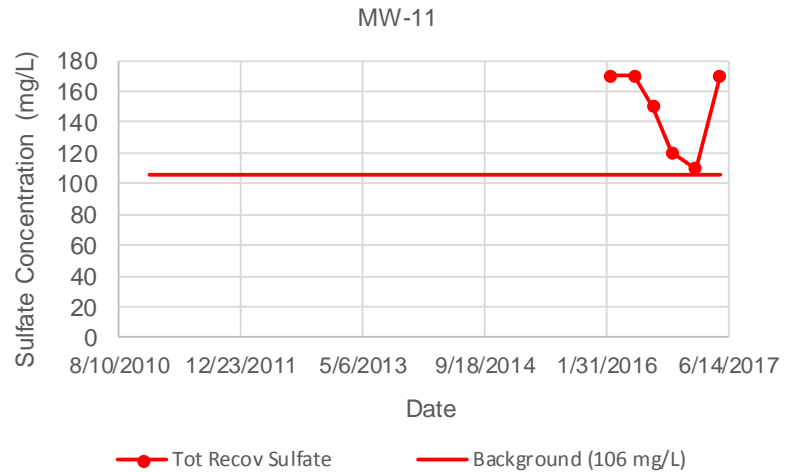
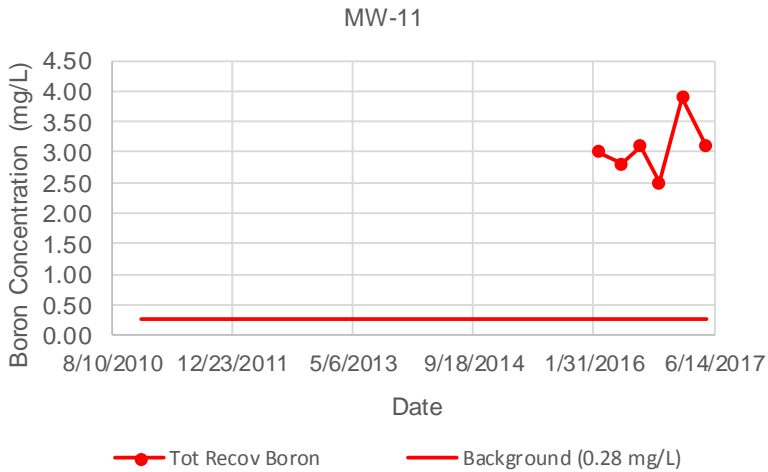
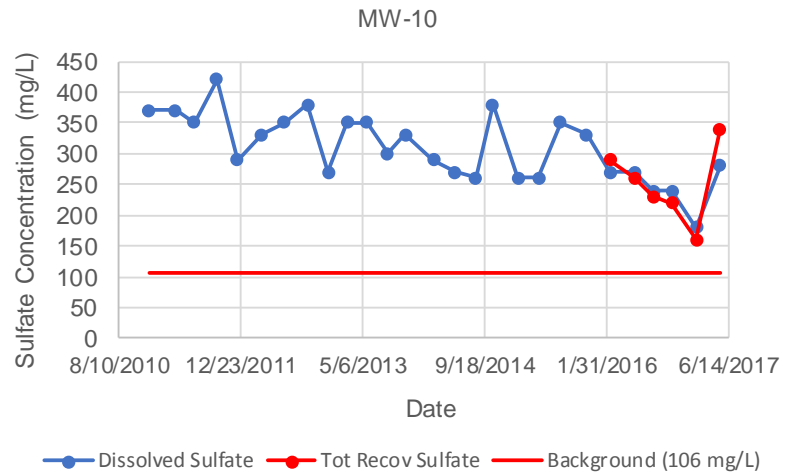
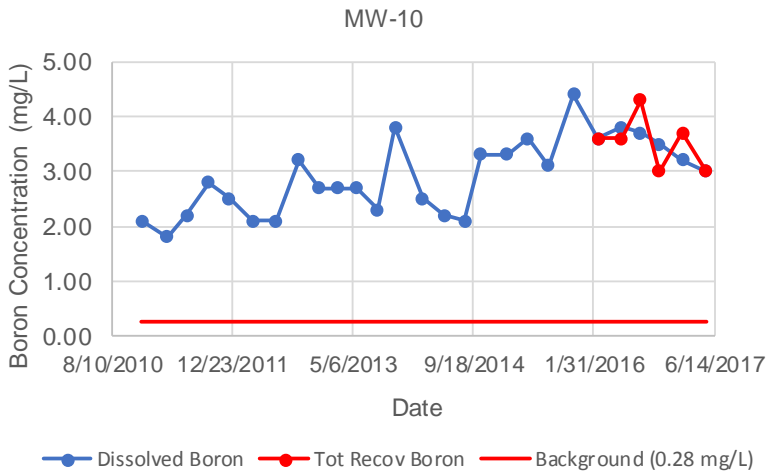


MW-9



Electronic Filing: Received, Clerk's Office 10/20/2017

Will County



Electronic Filing: Received, Clerk's Office 10/20/2017

WILL COUNTY - DATA UTILIZED FOR HEARING CHARTS AND TABLES

MW-1			MW-2		
Date	Boron (mg/L)	Sulfate (mg/L)	Date	Boron (mg/L)	Sulfate (mg/L)
12/13/2010	1.80	530.00	12/13/2010	1.80	430.00
3/28/2011	1.60	390.00	3/28/2011	1.70	280.00
6/15/2011	1.80	280.00	6/15/2011	2.30	400.00
9/15/2011	1.70	320.00	9/15/2011	2.30	330.00
12/8/2011	1.60	270.00	12/9/2011	1.70	220.00
3/16/2012	1.50	430.00	3/16/2012	1.70	330.00
6/20/2012	2.10	390.00	6/20/2012	2.00	340.00
9/24/2012	1.90	390.00	9/24/2012	2.20	280.00
12/18/2012	1.90	290.00	12/18/2012	1.80	250.00
3/5/2013	1.90	310.00	3/5/2013	1.70	260.00
5/23/2013	2.40	460.00	5/23/2013	1.90	250.00
8/14/2013	2.30	540.00	8/14/2013	2.20	300.00
10/29/2013	2.60	430.00	10/28/2013	2.40	280.00
2/20/2014	2.40	390.00	2/20/2014	2.40	210.00
5/20/2014	2.50	230.00	5/20/2014	2.80	300.00
8/13/2014	1.20	91.00	8/13/2014	3.00	340.00
10/21/2014	0.96	150.00	10/20/2014	3.60	510.00
2/4/2015	0.50	99.00	2/4/2015	3.80	400.00
4/30/2015	0.81	100.00	5/1/2015	3.80	460.00
7/27/2015	0.91	120.00	7/28/2015	4.00	610.00
11/9/2015	0.73	110.00	11/10/2015	4.40	600.00
2/18/2016	0.80	120.00	2/17/2016	4.40	710.00
5/26/2016	0.74	110.00	5/25/2016	3.90	650.00
8/11/2016	0.87	80.00	8/11/2016	4.10	510.00
10/27/2016	0.76	97.00	10/27/2016	4.90	670.00
2/2/2017	0.69	90.00	2/2/2017	4.30	590.00
5/10/2017	1.10	140.00	5/10/2017	3.60	470.00

Median	1.60	270.00	2.40	340.00
Mean	1.48	257.67	2.91	406.67
Std. Dev	0.66	152.37	1.05	151.58
Maximum	2.60	540.00	4.90	710.00
Minimum	0.50	80.00	1.70	210.00
N	27	27	27.00	27.00

Means Not Detected and replaced with 1/2 Detection Limit

NOTE: All concentrations are dissolved unless otherwise noted

Means the concentration is total recoverable. NOT included in the Statistics.

Electronic Filing: Received, Clerk's Office 10/20/2017

WILL COUNTY - DATA UTILIZED FOR HEARING CHARTS AND TABLES

MW-3			MW-4		
Date	Boron (mg/L)	Sulfate (mg/L)	Date	Boron (mg/L)	Sulfate (mg/L)
12/13/2010	2.70	330.00	12/13/2010	3.70	1500.00
3/28/2011	2.40	270.00	3/28/2011	3.30	1500.00
6/15/2011	2.60	240.00	6/15/2011	3.60	1600.00
9/15/2011	3.30	250.00	9/15/2011	4.30	4800.00
12/8/2011	2.80	280.00	12/8/2011	3.00	1600.00
3/16/2012	2.70	320.00	3/16/2012	4.00	2000.00
6/20/2012	3.10	500.00	6/20/2012	5.30	2800.00
9/24/2012	3.90	440.00	9/24/2012	6.20	3200.00
12/18/2012	3.40	480.00	12/18/2012	5.20	2200.00
3/5/2013	3.20	390.00	3/5/2013	4.50	2000.00
5/22/2013	3.70	610.00	5/22/2013	3.80	1500.00
8/14/2013	3.60	530.00	8/14/2013	5.10	2200.00
10/28/2013	3.50	540.00	10/28/2013	5.60	1300.00
2/13/2014	3.20	560.00	2/13/2014	4.60	1400.00
5/21/2014	3.30	560.00	5/21/2014	4.20	1100.00
8/12/2014	3.50	570.00	8/13/2014	4.80	1200.00
10/20/2014	3.60	570.00	10/20/2014	4.50	1600.00
2/4/2015	2.90	320.00	2/4/2015	3.90	1100.00
5/1/2015	2.90	250.00	5/1/2015	4.00	860.00
7/28/2015	4.10	520.00	7/28/2015	5.40	1600.00
11/10/2015	3.00	280.00	11/10/2015	5.00	870.00
2/17/2016	3.00	400.00	2/17/2016	4.90	1800.00
5/25/2016	2.90	370.00	5/25/2016	4.30	1300.00
8/11/2016	3.10	230.00	8/11/2016	4.80	880.00
10/27/2016	3.30	240.00	10/27/2016	6.10	1400.00
2/1/2017	3.00	310.00	2/1/2017	5.00	1200.00
5/11/2017	4.10	510.00	5/11/2017	5.00	1300.00
	3.20	390.00		4.60	1500.00
	3.21	402.59		4.60	1696.67
	0.44	128.83		0.80	828.96
	4.10	610.00		6.20	4800.00
	2.40	230.00		3.00	860.00
	27.00	27.00		27.00	27.00

Electronic Filing: Received, Clerk's Office 10/20/2017

WILL COUNTY - DATA UTILIZED FOR HEARING CHARTS AND TABLES

MW-5			MW-6		
Date	Boron (mg/L)	Sulfate (mg/L)	Date	Boron (mg/L)	Sulfate (mg/L)
12/13/2010	2.60	580.00	12/13/2010	2.70	500.00
3/28/2011	2.70	570.00	3/28/2011	2.50	540.00
6/15/2011	3.20	540.00	6/15/2011	2.40	570.00
9/15/2011	4.00	690.00	9/15/2011	3.00	420.00
12/8/2011	3.20	500.00	12/8/2011	2.50	440.00
3/16/2012	2.90	370.00	3/16/2012	2.50	380.00
6/20/2012	2.30	410.00	6/20/2012	2.90	450.00
9/24/2012	3.80	540.00	9/24/2012	3.00	550.00
12/18/2012	2.50	280.00	12/18/2012	3.00	360.00
3/5/2013	2.60	320.00	3/5/2013	2.70	370.00
6/5/2013	3.60	650.00	5/22/2013	2.80	360.00
8/14/2013	3.50	500.00	8/14/2013	2.90	400.00
10/28/2013	4.10	560.00	10/28/2013	3.70	310.00
2/13/2014	2.70	690.00	2/13/2014	3.00	270.00
5/21/2014	2.90	1700.00	5/20/2014	2.90	320.00
8/12/2014	2.70	610.00	8/12/2014	2.80	200.00
10/20/2014	4.70	840.00	10/20/2014	3.40	420.00
2/3/2015	2.40	430.00	2/3/2015	3.20	310.00
5/1/2015	3.70	480.00	4/30/2015	3.00	350.00
7/28/2015	5.30	770.00	7/28/2015	3.60	330.00
11/11/2015	5.90	780.00	11/10/2015	3.40	360.00
2/18/2016	4.10	730.00	2/18/2016	2.40	290.00
5/26/2016	3.70	600.00	5/26/2016	2.90	350.00
8/10/2016	4.10	530.00	8/11/2016	3.60	360.00
10/26/2016	3.90	360.00	10/26/2016	3.90	320.00
2/1/2017	4.20	500.00	2/1/2017	2.90	260.00
5/11/2017	3.50	470.00	5/11/2017	3.00	280.00
2/18/2016	4.40	730.00	2/18/2016	2.50	280.00
5/26/2016	3.70	670.00	5/26/2016	2.70	350.00
8/10/2016	3.60	480.00	8/11/2016	3.60	330.00
10/26/2016	3.60	410.00	10/26/2016	3.80	220.00
2/1/2017	4.60	530.00	2/1/2017	3.40	260.00
5/11/2017	4.00	610.00	5/11/2017	3.00	330.00
	3.50	540.00		2.90	360.00
	3.51	592.59		2.99	372.96
	0.89	262.80		0.40	91.10
	5.90	1700.00		3.90	570.00
	2.30	280.00		2.40	200.00
	27	27		27	27

Electronic Filing: Received, Clerk's Office 10/20/2017

WILL COUNTY - DATA UTILIZED FOR HEARING CHARTS AND TABLES

MW-7			MW-8		
Date	Boron (mg/L)	Sulfate (mg/L)	Date	Boron (mg/L)	Sulfate (mg/L)
12/13/2010	4.70	610.00	12/13/2010	1.70	440.00
3/28/2011	5.00	650.00	3/29/2011	1.30	440.00
6/15/2011	5.70	1000.00	6/15/2011	1.70	420.00
9/15/2011	3.40	710.00	9/15/2011	2.30	600.00
12/8/2011	5.00	710.00	12/8/2011	1.90	330.00
3/16/2012	5.10	770.00	3/16/2012	1.50	330.00
6/20/2012	5.60	670.00	6/20/2012	2.00	370.00
9/24/2012	5.50	600.00	9/24/2012	2.60	630.00
12/18/2012	5.10	480.00	12/18/2012	2.10	380.00
3/5/2013	4.30	400.00	3/5/2013	1.80	360.00
5/22/2013	2.60	390.00	5/23/2013	1.90	270.00
8/15/2013	3.50	460.00	8/15/2013	2.40	440.00
10/29/2013	3.00	530.00	10/28/2013	3.20	650.00
2/20/2014	4.00	380.00	2/20/2014	2.00	330.00
5/20/2014	4.80	540.00	5/20/2014	2.50	450.00
8/12/2014	3.90	570.00	8/12/2014	2.40	430.00
10/21/2014	5.10	680.00	10/21/2014	2.80	730.00
2/3/2015	3.00	400.00	2/3/2015	2.30	530.00
4/30/2015	3.30	440.00	4/30/2015	2.30	520.00
7/27/2015	3.10	420.00	7/27/2015	2.80	650.00
11/9/2015	2.90	420.00	11/9/2015	4.00	800.00
2/17/2016	3.80	700.00	2/16/2016	2.80	750.00
5/24/2016	2.90	530.00	5/24/2016	2.30	580.00
8/9/2016	2.80	350.00	8/9/2016	2.60	520.00
10/25/2016	3.20	510.00	10/25/2016	4.10	680.00
1/31/2017	3.70	500.00	1/31/2017	2.50	450.00
5/9/2017	4.30	540.00	5/9/2017	1.70	210.00
	3.90	530.00		2.30	450.00
	4.05	554.07		2.35	492.22
	0.98	148.77		0.66	154.16
	5.70	1000.00		4.10	800.00
	2.60	350.00		1.30	210.00
	27	27		27	27

Electronic Filing: Received, Clerk's Office 10/20/2017

WILL COUNTY - DATA UTILIZED FOR HEARING CHARTS AND TABLES

MW-9			MW-10		
Date	Boron (mg/L)	Sulfate (mg/L)	Date	Boron (mg/L)	Sulfate (mg/L)
12/13/2010	2.20	410.00	12/13/2010	2.10	370.00
3/28/2011	1.40	320.00	3/28/2011	1.80	370.00
6/15/2011	1.70	410.00	6/15/2011	2.20	350.00
9/15/2011	2.00	400.00	9/15/2011	2.80	420.00
12/8/2011	1.90	270.00	12/8/2011	2.50	290.00
3/16/2012	1.40	340.00	3/16/2012	2.10	330.00
6/20/2012	1.80	340.00	6/20/2012	2.10	350.00
9/24/2012	2.00	380.00	9/24/2012	3.20	380.00
12/18/2012	1.70	310.00	12/18/2012	2.70	270.00
3/5/2013	1.50	250.00	3/5/2013	2.70	350.00
5/23/2013	1.70	320.00	5/22/2013	2.70	350.00
8/15/2013	1.80	320.00	8/15/2013	2.30	300.00
10/29/2013	2.20	310.00	10/28/2013	3.80	330.00
2/13/2014	1.40	220.00	2/20/2014	2.50	290.00
5/20/2014	1.50	380.00	5/20/2014	2.20	270.00
8/12/2014	1.70	310.00	8/13/2014	2.10	260.00
10/21/2014	1.90	430.00	10/20/2014	3.30	380.00
2/3/2015	1.40	300.00	2/3/2015	3.30	260.00
4/30/2015	1.50	270.00	4/30/2015	3.60	260.00
7/27/2015	2.00	290.00	7/27/2015	3.10	350.00
11/11/2015	2.10	400.00	11/10/2015	4.40	330.00
2/16/2016	1.90	240.00	2/16/2016	3.60	270.00
5/24/2016	1.40	240.00	5/25/2016	3.80	270.00
8/9/2016	1.80	260.00	8/10/2016	3.70	240.00
10/25/2016	2.60	240.00	10/26/2016	3.50	240.00
1/31/2017	1.70	170.00	2/2/2017	3.20	180.00
5/9/2017	1.60	200.00	5/10/2017	3.00	280.00
2/17/2016	1.80	250.00	2/16/2016	3.60	290.00
5/24/2016	1.60	240.00	5/25/2016	3.60	260.00
8/9/2016	2.20	280.00	8/10/2016	4.30	230.00
10/26/2016	2.20	230.00	10/26/2016	3.00	220.00
1/31/2017	2.00	180.00	2/2/2017	3.70	160.00
5/9/2017	1.80	250.00	5/10/2017	3.00	340.00
	1.70	310.00		2.80	300.00
	1.77	308.52		2.90	308.89
	0.30	69.82		0.68	55.70
	2.60	430.00		4.40	420.00
	1.40	170.00		1.80	180.00
	27	27		27	27
Reg. Backgnd.	0.28	106.00			

Electronic Filing: Received, Clerk's Office 10/20/2017

WILL COUNTY - DATA UTILIZED FOR HEARING CHARTS AND TABLES

MW-11			MW-12		
Date	Boron (mg/L)	Sulfate (mg/L)	Date	Boron (mg/L)	Sulfate (mg/L)

2/16/2016	3.00	170.00
5/25/2016	2.80	170.00
8/10/2016	3.10	150.00
10/26/2016	2.50	120.00
2/1/2017	3.90	110.00
5/10/2017	3.10	170.00

2/16/2016	1.80	220.00
5/25/2016	1.90	250.00
8/10/2016	2.40	280.00
10/26/2016	2.60	220.00
2/1/2017	2.00	150.00
5/10/2017	2.30	260.00

	3.05	160.00
	3.07	148.33
	0.47	27.14
	3.90	170.00
	2.50	110.00
	6	6

	2.15	235.00
	2.17	230.00
	0.31	45.61
	2.60	280.00
	1.80	150.00
	6	6

Electronic Filing: Received, Clerk's Office 10/20/2017

Index no.	Site	Well	Parameter	Class I Gw		Date	Set
				Value (mg/L)	standard		
1	Joliet 29	MW-01	chloride	210.000	200.000	5/23/2013	*
2	Joliet 29	MW-02	antimony	0.012	0.006	12/6/2010	*
3	Joliet 29	MW-02	chloride	230.000	200.000	6/14/2011	*
4	Joliet 29	MW-02	chloride	280.000	200.000	3/15/2012	*
5	Joliet 29	MW-02	chloride	260.000	200.000	3/5/2013	*
6	Joliet 29	MW-02	chloride	250.000	200.000	5/23/2013	*
7	Joliet 29	MW-02	chloride	310.000	200.000	7/22/2013	*
8	Joliet 29	MW-02	chloride	240.000	200.000	2/21/2014	*
9	Joliet 29	MW-02	chloride	350.000	200.000	5/2/2014	*
10	Joliet 29	MW-02	chloride	280.000	200.000	8/18/2014	*
11	Joliet 29	MW-03	antimony	0.007	0.006	9/14/2011	*
12	Joliet 29	MW-03	antimony	0.016	0.006	12/7/2011	*
13	Joliet 29	MW-03	antimony	0.013	0.006	3/15/2012	*
14	Joliet 29	MW-03	chloride	260.000	200.000	12/7/2010	*
15	Joliet 29	MW-03	chloride	240.000	200.000	3/28/2011	*
16	Joliet 29	MW-03	chloride	300.000	200.000	6/14/2011	*
17	Joliet 29	MW-03	chloride	260.000	200.000	12/7/2011	*
18	Joliet 29	MW-03	chloride	250.000	200.000	3/15/2012	*
19	Joliet 29	MW-03	chloride	260.000	200.000	6/19/2012	*
20	Joliet 29	MW-03	chloride	330.000	200.000	9/19/2012	*
21	Joliet 29	MW-03	chloride	290.000	200.000	12/20/2012	*
22	Joliet 29	MW-03	chloride	260.000	200.000	3/5/2013	*
23	Joliet 29	MW-03	chloride	380.000	200.000	5/22/2013	*
24	Joliet 29	MW-03	chloride	210.000	200.000	7/22/2013	*
25	Joliet 29	MW-03	chloride	250.000	200.000	10/15/2013	*
26	Joliet 29	MW-03	chloride	300.000	200.000	5/2/2014	*
27	Joliet 29	MW-03	chloride	220.000	200.000	8/18/2014	*
28	Joliet 29	MW-03	TDS	1300.000	1200.000	5/22/2013	*
29	Joliet 29	MW-04	antimony	0.007	0.006	12/7/2011	*
30	Joliet 29	MW-04	antimony	0.012	0.006	5/22/2013	*
31	Joliet 29	MW-04	chloride	270.000	200.000	12/6/2010	*
32	Joliet 29	MW-04	chloride	270.000	200.000	3/28/2011	*
33	Joliet 29	MW-04	chloride	250.000	200.000	6/14/2011	*
34	Joliet 29	MW-04	chloride	210.000	200.000	3/15/2012	*
35	Joliet 29	MW-04	chloride	270.000	200.000	6/19/2012	*
36	Joliet 29	MW-04	chloride	260.000	200.000	9/19/2012	*
37	Joliet 29	MW-04	chloride	250.000	200.000	12/20/2012	*
38	Joliet 29	MW-04	chloride	230.000	200.000	3/5/2013	*
39	Joliet 29	MW-04	chloride	270.000	200.000	5/22/2013	*
40	Joliet 29	MW-04	chloride	210.000	200.000	10/16/2013	*
41	Joliet 29	MW-04	chloride	220.000	200.000	2/21/2014	*
42	Joliet 29	MW-04	chloride	270.000	200.000	5/1/2014	*
43	Joliet 29	MW-04	chloride	210.000	200.000	8/18/2014	*
44	Joliet 29	MW-04	manganese	0.330	0.150	12/6/2010	*
45	Joliet 29	MW-05	chloride	240.000	200.000	3/28/2011	*
46	Joliet 29	MW-05	chloride	220.000	200.000	6/14/2011	*
47	Joliet 29	MW-05	chloride	210.000	200.000	3/15/2012	*
48	Joliet 29	MW-05	chloride	220.000	200.000	6/19/2012	*
49	Joliet 29	MW-05	chloride	240.000	200.000	9/19/2012	*

Electronic Filing: Received, Clerk's Office 10/20/2017

50	Joliet 29	MW-05	chloride	210.000	200.000	12/20/2012 *
51	Joliet 29	MW-05	chloride	230.000	200.000	3/5/2013 *
52	Joliet 29	MW-05	chloride	240.000	200.000	2/21/2014 *
53	Joliet 29	MW-05	chloride	370.000	200.000	5/1/2014 *
54	Joliet 29	MW-06	chloride	270.000	200.000	3/28/2011 *
55	Joliet 29	MW-06	chloride	240.000	200.000	3/15/2012 *
56	Joliet 29	MW-06	chloride	210.000	200.000	6/19/2012 *
57	Joliet 29	MW-06	chloride	370.000	200.000	2/21/2014 *
58	Joliet 29	MW-06	chloride	340.000	200.000	5/2/2014 *
59	Joliet 29	MW-07	chloride	430.000	200.000	12/6/2010 *
60	Joliet 29	MW-07	chloride	320.000	200.000	3/28/2011 *
61	Joliet 29	MW-07	chloride	300.000	200.000	3/15/2012 *
62	Joliet 29	MW-07	chloride	470.000	200.000	2/21/2014 *
63	Joliet 29	MW-07	chloride	350.000	200.000	5/2/2014 *
64	Joliet 29	MW-07	manganese	0.290	0.150	12/6/2010 *
65	Joliet 29	MW-08	chloride	350.000	200.000	3/28/2011 *
66	Joliet 29	MW-08	chloride	410.000	200.000	3/15/2012 *
67	Joliet 29	MW-08	chloride	300.000	200.000	5/23/2013 *
68	Joliet 29	MW-08	chloride	210.000	200.000	7/22/2013 *
69	Joliet 29	MW-08	chloride	270.000	200.000	2/21/2014 *
70	Joliet 29	MW-08	chloride	780.000	200.000	5/1/2014 *
71	Joliet 29	MW-08	sulfate	460.000	400.000	5/1/2014 *
72	Joliet 29	MW-08	TDS	2100.000	1200.000	5/1/2014 *
73	Joliet 29	MW-09	chloride	230.000	200.000	3/28/2011 *
74	Joliet 29	MW-09	chloride	290.000	200.000	6/14/2011 *
75	Joliet 29	MW-09	chloride	250.000	200.000	6/19/2012 *
76	Joliet 29	MW-09	chloride	290.000	200.000	5/23/2013 *
77	Joliet 29	MW-09	chloride	280.000	200.000	7/22/2013 *
78	Joliet 29	MW-09	chloride	280.000	200.000	10/15/2013 *
79	Joliet 29	MW-09	chloride	270.000	200.000	2/17/2014 *
80	Joliet 29	MW-09	chloride	340.000	200.000	5/1/2014 *
81	Joliet 29	MW-09	chloride	270.000	200.000	8/18/2014 *
82	Joliet 29	MW-09	iron	7.300	5.000	6/14/2011 *
83	Joliet 29	MW-09	iron	5.500	5.000	3/15/2012 *
84	Joliet 29	MW-09	iron	8.000	5.000	6/19/2012 *
85	Joliet 29	MW-09	iron	13.000	5.000	12/20/2012 *
86	Joliet 29	MW-09	iron	15.000	5.000	3/5/2013 *
87	Joliet 29	MW-09	iron	160.000	5.000	5/23/2013 *
88	Joliet 29	MW-09	iron	50.000	5.000	7/22/2013 *
89	Joliet 29	MW-09	iron	25.000	5.000	10/15/2013 *
90	Joliet 29	MW-09	iron	12.000	5.000	2/17/2014 *
91	Joliet 29	MW-09	iron	8.400	5.000	5/1/2014 *
92	Joliet 29	MW-09	iron	130.000	5.000	8/18/2014 *
93	Joliet 29	MW-09	manganese	1.100	0.150	12/6/2010 *
94	Joliet 29	MW-09	manganese	1.600	0.150	3/28/2011 *
95	Joliet 29	MW-09	manganese	0.950	0.150	6/14/2011 *
96	Joliet 29	MW-09	manganese	0.820	0.150	9/14/2011 *
97	Joliet 29	MW-09	manganese	0.660	0.150	12/7/2011 *
98	Joliet 29	MW-09	manganese	1.300	0.150	3/15/2012 *
99	Joliet 29	MW-09	manganese	1.200	0.150	6/19/2012 *
100	Joliet 29	MW-09	manganese	0.680	0.150	9/19/2012 *
101	Joliet 29	MW-09	manganese	0.440	0.150	12/20/2012 *

Electronic Filing: Received, Clerk's Office 10/20/2017

102	Joliet 29	MW-09	manganese	0.430	0.150	3/5/2013 *
103	Joliet 29	MW-09	manganese	1.600	0.150	5/23/2013 *
104	Joliet 29	MW-09	manganese	0.810	0.150	7/22/2013 *
105	Joliet 29	MW-09	manganese	0.520	0.150	10/15/2013 *
106	Joliet 29	MW-09	manganese	0.340	0.150	2/17/2014 *
107	Joliet 29	MW-09	manganese	0.300	0.150	5/1/2014 *
108	Joliet 29	MW-09	manganese	0.720	0.150	8/18/2014 *
109	Joliet 29	MW-09	sulfate	1600.000	400.000	12/6/2010 *
110	Joliet 29	MW-09	sulfate	1100.000	400.000	3/28/2011 *
111	Joliet 29	MW-09	sulfate	580.000	400.000	6/14/2011 *
112	Joliet 29	MW-09	sulfate	750.000	400.000	9/14/2011 *
113	Joliet 29	MW-09	sulfate	1600.000	400.000	3/15/2012 *
114	Joliet 29	MW-09	sulfate	1500.000	400.000	6/19/2012 *
115	Joliet 29	MW-09	sulfate	1600.000	400.000	9/19/2012 *
116	Joliet 29	MW-09	sulfate	1100.000	400.000	12/20/2012 *
117	Joliet 29	MW-09	sulfate	700.000	400.000	3/5/2013 *
118	Joliet 29	MW-09	sulfate	1300.000	400.000	5/23/2013 *
119	Joliet 29	MW-09	sulfate	1000.000	400.000	7/22/2013 *
120	Joliet 29	MW-09	sulfate	680.000	400.000	10/15/2013 *
121	Joliet 29	MW-09	sulfate	560.000	400.000	2/17/2014 *
122	Joliet 29	MW-09	sulfate	560.000	400.000	5/1/2014 *
123	Joliet 29	MW-09	sulfate	880.000	400.000	8/18/2014 *
124	Joliet 29	MW-09	TDS	2600.000	1200.000	12/6/2010 *
125	Joliet 29	MW-09	TDS	2400.000	1200.000	3/28/2011 *
126	Joliet 29	MW-09	TDS	1500.000	1200.000	6/14/2011 *
127	Joliet 29	MW-09	TDS	1700.000	1200.000	9/14/2011 *
128	Joliet 29	MW-09	TDS	2400.000	1200.000	12/7/2011 *
129	Joliet 29	MW-09	TDS	2600.000	1200.000	3/15/2012 *
130	Joliet 29	MW-09	TDS	2800.000	1200.000	6/19/2012 *
131	Joliet 29	MW-09	TDS	2900.000	1200.000	9/19/2012 *
132	Joliet 29	MW-09	TDS	2000.000	1200.000	12/20/2012 *
133	Joliet 29	MW-09	TDS	1700.000	1200.000	3/5/2013 *
134	Joliet 29	MW-09	TDS	3000.000	1200.000	5/23/2013 *
135	Joliet 29	MW-09	TDS	2300.000	1200.000	7/22/2013 *
136	Joliet 29	MW-09	TDS	1700.000	1200.000	10/15/2013 *
137	Joliet 29	MW-09	TDS	1600.000	1200.000	2/17/2014 *
138	Joliet 29	MW-09	TDS	1700.000	1200.000	5/1/2014 *
139	Joliet 29	MW-09	TDS	2100.000	1200.000	8/18/2014 *
140	Joliet 29	MW-10	chloride	300.000	200.000	3/28/2011 *
141	Joliet 29	MW-10	chloride	290.000	200.000	6/19/2012 *
142	Joliet 29	MW-10	chloride	230.000	200.000	9/19/2012 *
143	Joliet 29	MW-10	chloride	210.000	200.000	3/5/2013 *
144	Joliet 29	MW-10	chloride	240.000	200.000	5/22/2013 *
145	Joliet 29	MW-10	chloride	210.000	200.000	7/23/2013 *
146	Joliet 29	MW-10	chloride	220.000	200.000	10/15/2013 *
147	Joliet 29	MW-10	chloride	240.000	200.000	2/17/2014 *
148	Joliet 29	MW-10	chloride	300.000	200.000	5/1/2014 *
149	Joliet 29	MW-11	boron	2.600	2.000	3/28/2011 *
150	Joliet 29	MW-11	boron	2.200	2.000	6/14/2011 *
151	Joliet 29	MW-11	chloride	270.000	200.000	3/28/2011 *
152	Joliet 29	MW-11	chloride	280.000	200.000	6/14/2011 *
153	Joliet 29	MW-11	chloride	240.000	200.000	3/15/2012 *

Electronic Filing: Received, Clerk's Office 10/20/2017

154	Joliet 29	MW-11	chloride	430.000	200.000	2/21/2014 *
155	Joliet 29	MW-11	chloride	340.000	200.000	5/1/2014 *
156	Powerton	MW-01	Nitrogen/Nitrate	11.000	10.000	9/20/2011 *
157	Powerton	MW-02	antimony	0.015	0.006	5/29/2013 *
158	Powerton	MW-02	boron	2.700	2.000	10/21/2013 *
159	Powerton	MW-04	manganese	0.680	0.150	3/25/2011 *
160	Powerton	MW-04	manganese	0.410	0.150	6/16/2011 *
161	Powerton	MW-04	manganese	0.690	0.150	9/20/2011 *
162	Powerton	MW-04	manganese	0.350	0.150	12/12/2011 *
163	Powerton	MW-04	manganese	0.260	0.150	6/25/2012 *
164	Powerton	MW-04	manganese	0.500	0.150	9/18/2012 *
165	Powerton	MW-04	manganese	0.270	0.150	10/21/2013 *
166	Powerton	MW-04	manganese	0.240	0.150	8/25/2014 *
167	Powerton	MW-05	manganese	0.510	0.150	12/15/2010 *
168	Powerton	MW-05	manganese	0.490	0.150	3/25/2011 *
169	Powerton	MW-05	manganese	0.480	0.150	6/16/2011 *
170	Powerton	MW-05	manganese	0.640	0.150	9/20/2011 *
171	Powerton	MW-05	manganese	0.500	0.150	12/12/2011 *
172	Powerton	MW-05	manganese	0.260	0.150	3/19/2012 *
173	Powerton	MW-05	manganese	0.410	0.150	6/25/2012 *
174	Powerton	MW-05	manganese	1.000	0.150	9/18/2012 *
175	Powerton	MW-05	manganese	0.590	0.150	12/12/2012 *
176	Powerton	MW-05	manganese	0.210	0.150	2/27/2013 *
177	Powerton	MW-05	manganese	0.670	0.150	5/29/2013 *
178	Powerton	MW-05	manganese	0.290	0.150	7/31/2013 *
179	Powerton	MW-05	manganese	0.620	0.150	10/21/2013 *
180	Powerton	MW-06	arsenic	0.200	0.010	5/29/2014 *
181	Powerton	MW-06	chloride	210.000	200.000	9/20/2011 *
182	Powerton	MW-06	chloride	240.000	200.000	12/12/2012 *
183	Powerton	MW-06	chloride	210.000	200.000	10/23/2013 *
184	Powerton	MW-06	chloride	230.000	200.000	3/6/2014 *
185	Powerton	MW-06	chloride	230.000	200.000	5/29/2014 *
186	Powerton	MW-06	chloride	230.000	200.000	8/27/2014 *
187	Powerton	MW-06	iron	22.000	5.000	5/29/2014 *
188	Powerton	MW-06	manganese	0.680	0.150	12/15/2010 *
189	Powerton	MW-06	manganese	0.680	0.150	3/25/2011 *
190	Powerton	MW-06	manganese	0.630	0.150	6/16/2011 *
191	Powerton	MW-06	manganese	0.660	0.150	9/20/2011 *
192	Powerton	MW-06	manganese	0.630	0.150	12/12/2011 *
193	Powerton	MW-06	manganese	0.610	0.150	3/19/2012 *
194	Powerton	MW-06	manganese	0.710	0.150	6/25/2012 *
195	Powerton	MW-06	manganese	0.640	0.150	9/18/2012 *
196	Powerton	MW-06	manganese	0.610	0.150	12/12/2012 *
197	Powerton	MW-06	manganese	0.500	0.150	2/27/2013 *
198	Powerton	MW-06	manganese	1.300	0.150	5/29/2013 *
199	Powerton	MW-06	manganese	0.700	0.150	7/31/2013 *
200	Powerton	MW-06	manganese	0.580	0.150	10/23/2013 *
201	Powerton	MW-06	manganese	0.680	0.150	3/6/2014 *
202	Powerton	MW-06	manganese	8.000	0.150	5/29/2014 *
203	Powerton	MW-06	manganese	0.710	0.150	8/27/2014 *
204	Powerton	MW-06	sulfate	450.000	400.000	6/25/2012 *
205	Powerton	MW-06	sulfate	440.000	400.000	12/12/2012 *

Electronic Filing: Received, Clerk's Office 10/20/2017

206	Powerton	MW-06	sulfate	560.000	400.000	5/29/2013	*
207	Powerton	MW-06	sulfate	440.000	400.000	7/31/2013	*
208	Powerton	MW-06	sulfate	410.000	400.000	3/6/2014	*
209	Powerton	MW-06	sulfate	530.000	400.000	5/29/2014	*
210	Powerton	MW-06	TDS	1300.000	1200.000	6/25/2012	*
211	Powerton	MW-06	TDS	1400.000	1200.000	5/29/2013	*
212	Powerton	MW-06	TDS	1400.000	1200.000	5/29/2014	*
213	Powerton	MW-06	TDS	1300.000	1200.000	8/27/2014	*
214	Powerton	MW-07	arsenic	0.026	0.010	12/6/2010	*
215	Powerton	MW-07	arsenic	0.085	0.010	3/25/2011	*
216	Powerton	MW-07	arsenic	0.120	0.010	6/16/2011	*
217	Powerton	MW-07	arsenic	0.180	0.010	9/20/2011	*
218	Powerton	MW-07	arsenic	0.230	0.010	12/12/2011	*
219	Powerton	MW-07	arsenic	0.230	0.010	3/19/2012	*
220	Powerton	MW-07	arsenic	0.150	0.010	6/25/2012	*
221	Powerton	MW-07	arsenic	0.180	0.010	9/18/2012	*
222	Powerton	MW-07	arsenic	0.260	0.010	12/12/2012	*
223	Powerton	MW-07	arsenic	0.170	0.010	2/27/2013	*
224	Powerton	MW-07	arsenic	0.120	0.010	5/31/2013	*
225	Powerton	MW-07	arsenic	0.220	0.010	7/31/2013	*
226	Powerton	MW-07	arsenic	0.200	0.010	10/23/2013	*
227	Powerton	MW-07	arsenic	0.150	0.010	3/5/2014	*
228	Powerton	MW-07	arsenic	0.190	0.010	8/27/2014	*
229	Powerton	MW-07	iron	8.000	5.000	12/6/2010	*
230	Powerton	MW-07	iron	7.500	5.000	3/25/2011	*
231	Powerton	MW-07	iron	10.000	5.000	6/16/2011	*
232	Powerton	MW-07	iron	22.000	5.000	9/20/2011	*
233	Powerton	MW-07	iron	26.000	5.000	12/12/2011	*
234	Powerton	MW-07	iron	31.000	5.000	3/19/2012	*
235	Powerton	MW-07	iron	10.000	5.000	6/25/2012	*
236	Powerton	MW-07	iron	21.000	5.000	9/18/2012	*
237	Powerton	MW-07	iron	18.000	5.000	12/12/2012	*
238	Powerton	MW-07	iron	27.000	5.000	2/27/2013	*
239	Powerton	MW-07	iron	15.000	5.000	5/31/2013	*
240	Powerton	MW-07	iron	30.000	5.000	7/31/2013	*
241	Powerton	MW-07	iron	20.000	5.000	10/23/2013	*
242	Powerton	MW-07	iron	17.000	5.000	3/5/2014	*
243	Powerton	MW-07	iron	14.000	5.000	8/27/2014	*
244	Powerton	MW-07	manganese	3.500	0.150	12/6/2010	*
245	Powerton	MW-07	manganese	5.900	0.150	3/25/2011	*
246	Powerton	MW-07	manganese	6.400	0.150	6/16/2011	*
247	Powerton	MW-07	manganese	12.000	0.150	9/20/2011	*
248	Powerton	MW-07	manganese	12.000	0.150	12/12/2011	*
249	Powerton	MW-07	manganese	11.000	0.150	3/19/2012	*
250	Powerton	MW-07	manganese	9.300	0.150	6/25/2012	*
251	Powerton	MW-07	manganese	8.000	0.150	9/18/2012	*
252	Powerton	MW-07	manganese	6.700	0.150	12/12/2012	*
253	Powerton	MW-07	manganese	9.500	0.150	2/27/2013	*
254	Powerton	MW-07	manganese	5.700	0.150	5/31/2013	*
255	Powerton	MW-07	manganese	11.000	0.150	7/31/2013	*
256	Powerton	MW-07	manganese	5.900	0.150	10/23/2013	*
257	Powerton	MW-07	manganese	5.800	0.150	3/5/2014	*

Electronic Filing: Received, Clerk's Office 10/20/2017

258	Powerton	MW-07	manganese	0.330	0.150	5/29/2014 *
259	Powerton	MW-07	manganese	6.600	0.150	8/27/2014 *
260	Powerton	MW-07	sulfate	530.000	400.000	5/29/2014 *
261	Powerton	MW-07	TDS	1300.000	1200.000	6/16/2011 *
262	Powerton	MW-07	TDS	1300.000	1200.000	9/20/2011 *
263	Powerton	MW-07	TDS	1300.000	1200.000	12/12/2011 *
264	Powerton	MW-07	TDS	1400.000	1200.000	3/19/2012 *
265	Powerton	MW-07	TDS	1300.000	1200.000	6/25/2012 *
266	Powerton	MW-07	TDS	1300.000	1200.000	9/18/2012 *
267	Powerton	MW-07	TDS	1300.000	1200.000	7/31/2013 *
268	Powerton	MW-07	TDS	1400.000	1200.000	5/29/2014 *
269	Powerton	MW-07	TDS	1300.000	1200.000	8/27/2014 *
270	Powerton	MW-08	chloride	210.000	200.000	3/25/2011 *
271	Powerton	MW-08	chloride	210.000	200.000	9/20/2011 *
272	Powerton	MW-08	chloride	210.000	200.000	9/18/2012 *
273	Powerton	MW-08	chloride	220.000	200.000	12/12/2012 *
274	Powerton	MW-08	chloride	230.000	200.000	5/30/2013 *
275	Powerton	MW-08	chloride	220.000	200.000	7/31/2013 *
276	Powerton	MW-08	chloride	260.000	200.000	10/23/2013 *
277	Powerton	MW-08	chloride	230.000	200.000	3/3/2014 *
278	Powerton	MW-08	chloride	340.000	200.000	5/28/2014 *
279	Powerton	MW-08	chloride	380.000	200.000	8/27/2014 *
280	Powerton	MW-08	iron	6.500	5.000	2/27/2013 *
281	Powerton	MW-08	iron	6.600	5.000	7/31/2013 *
282	Powerton	MW-08	manganese	0.270	0.150	3/25/2011 *
283	Powerton	MW-08	manganese	0.290	0.150	6/16/2011 *
284	Powerton	MW-08	manganese	0.180	0.150	9/20/2011 *
285	Powerton	MW-08	manganese	0.200	0.150	12/12/2011 *
286	Powerton	MW-08	manganese	0.270	0.150	3/19/2012 *
287	Powerton	MW-08	manganese	0.200	0.150	6/25/2012 *
288	Powerton	MW-08	manganese	0.200	0.150	9/18/2012 *
289	Powerton	MW-08	manganese	0.230	0.150	12/12/2012 *
290	Powerton	MW-08	manganese	0.430	0.150	2/27/2013 *
291	Powerton	MW-08	manganese	0.250	0.150	5/30/2013 *
292	Powerton	MW-08	manganese	0.480	0.150	7/31/2013 *
293	Powerton	MW-08	manganese	0.160	0.150	10/23/2013 *
294	Powerton	MW-08	manganese	0.200	0.150	3/3/2014 *
295	Powerton	MW-08	manganese	0.700	0.150	5/28/2014 *
296	Powerton	MW-08	manganese	0.170	0.150	8/27/2014 *
297	Powerton	MW-08	sulfate	440.000	400.000	6/25/2012 *
298	Powerton	MW-08	sulfate	460.000	400.000	5/30/2013 *
299	Powerton	MW-08	TDS	1300.000	1200.000	5/30/2013 *
300	Powerton	MW-08	TDS	1300.000	1200.000	7/31/2013 *
301	Powerton	MW-08	TDS	1300.000	1200.000	10/23/2013 *
302	Powerton	MW-08	TDS	1400.000	1200.000	5/28/2014 *
303	Powerton	MW-08	TDS	1400.000	1200.000	8/27/2014 *
304	Powerton	MW-09	boron	2.100	2.000	12/16/2010 *
305	Powerton	MW-09	boron	2.500	2.000	9/20/2011 *
306	Powerton	MW-09	boron	2.700	2.000	12/12/2011 *
307	Powerton	MW-09	boron	2.600	2.000	3/19/2012 *
308	Powerton	MW-09	boron	2.600	2.000	6/25/2012 *
309	Powerton	MW-09	boron	2.900	2.000	9/18/2012 *

Electronic Filing: Received, Clerk's Office 10/20/2017

310	Powerton	MW-09	boron	3.200	2.000	12/12/2012	*
311	Powerton	MW-09	boron	4.300	2.000	2/27/2013	*
312	Powerton	MW-09	boron	3.200	2.000	5/30/2013	*
313	Powerton	MW-09	boron	2.500	2.000	7/30/2013	*
314	Powerton	MW-09	boron	2.500	2.000	5/29/2014	*
315	Powerton	MW-09	boron	2.400	2.000	8/26/2014	*
316	Powerton	MW-09	iron	24.000	5.000	2/27/2013	*
317	Powerton	MW-09	manganese	0.230	0.150	12/16/2010	*
318	Powerton	MW-09	manganese	0.450	0.150	3/25/2011	*
319	Powerton	MW-09	manganese	0.480	0.150	6/16/2011	*
320	Powerton	MW-09	manganese	0.280	0.150	12/12/2011	*
321	Powerton	MW-09	manganese	0.220	0.150	3/19/2012	*
322	Powerton	MW-09	manganese	0.340	0.150	6/25/2012	*
323	Powerton	MW-09	manganese	0.190	0.150	2/27/2013	*
324	Powerton	MW-09	manganese	0.840	0.150	3/3/2014	*
325	Powerton	MW-09	manganese	0.360	0.150	5/29/2014	*
326	Powerton	MW-09	Nitrogen/Nitræ	12.000	10.000	2/27/2013	*
327	Powerton	MW-09	Nitrogen/Nitræ	11.000	10.000	5/30/2013	*
328	Powerton	MW-09	Nitrogen/Nitræ	11.000	10.000	5/29/2014	*
329	Powerton	MW-10	boron	2.100	2.000	3/6/2014	*
330	Powerton	MW-10	boron	3.200	2.000	5/30/2014	*
331	Powerton	MW-10	manganese	2.100	0.150	12/15/2010	*
332	Powerton	MW-10	manganese	2.800	0.150	3/25/2011	*
333	Powerton	MW-10	manganese	3.800	0.150	6/16/2011	*
334	Powerton	MW-10	manganese	2.300	0.150	9/20/2011	*
335	Powerton	MW-10	manganese	2.300	0.150	12/12/2011	*
336	Powerton	MW-10	manganese	2.300	0.150	3/19/2012	*
337	Powerton	MW-10	manganese	2.600	0.150	6/25/2012	*
338	Powerton	MW-10	manganese	2.500	0.150	9/18/2012	*
339	Powerton	MW-10	manganese	2.200	0.150	12/12/2012	*
340	Powerton	MW-10	manganese	1.900	0.150	2/27/2013	*
341	Powerton	MW-10	manganese	3.200	0.150	5/29/2013	*
342	Powerton	MW-10	manganese	1.500	0.150	7/31/2013	*
343	Powerton	MW-10	manganese	2.000	0.150	10/23/2013	*
344	Powerton	MW-10	manganese	3.100	0.150	3/6/2014	*
345	Powerton	MW-10	manganese	1.600	0.150	5/30/2014	*
346	Powerton	MW-10	manganese	2.100	0.150	8/28/2014	*
347	Powerton	MW-11	arsenic	0.030	0.010	12/12/2012	*
348	Powerton	MW-11	arsenic	0.045	0.010	2/27/2013	*
349	Powerton	MW-11	arsenic	0.028	0.010	5/30/2013	*
350	Powerton	MW-11	arsenic	0.038	0.010	7/30/2013	*
351	Powerton	MW-11	arsenic	0.038	0.010	10/22/2013	*
352	Powerton	MW-11	arsenic	0.057	0.010	3/4/2014	*
353	Powerton	MW-11	arsenic	0.036	0.010	5/29/2014	*
354	Powerton	MW-11	arsenic	0.068	0.010	8/26/2014	*
355	Powerton	MW-11	boron	2.300	2.000	3/19/2012	*
356	Powerton	MW-11	boron	2.600	2.000	9/18/2012	*
357	Powerton	MW-11	iron	5.800	5.000	3/4/2014	*
358	Powerton	MW-11	iron	5.500	5.000	8/26/2014	*
359	Powerton	MW-11	manganese	3.200	0.150	12/16/2010	*
360	Powerton	MW-11	manganese	3.600	0.150	2/15/2011	*
361	Powerton	MW-11	manganese	2.900	0.150	6/16/2011	*

Electronic Filing: Received, Clerk's Office 10/20/2017

362	Powerton	MW-11	manganese	2.200	0.150	9/19/2011	*
363	Powerton	MW-11	manganese	2.500	0.150	12/12/2011	*
364	Powerton	MW-11	manganese	2.900	0.150	3/19/2012	*
365	Powerton	MW-11	manganese	3.700	0.150	6/25/2012	*
366	Powerton	MW-11	manganese	4.700	0.150	9/18/2012	*
367	Powerton	MW-11	manganese	12.000	0.150	12/12/2012	*
368	Powerton	MW-11	manganese	11.000	0.150	2/27/2013	*
369	Powerton	MW-11	manganese	7.500	0.150	5/30/2013	*
370	Powerton	MW-11	manganese	8.000	0.150	7/30/2013	*
371	Powerton	MW-11	manganese	7.300	0.150	10/22/2013	*
372	Powerton	MW-11	manganese	7.900	0.150	3/4/2014	*
373	Powerton	MW-11	manganese	8.000	0.150	5/29/2014	*
374	Powerton	MW-11	manganese	8.400	0.150	8/26/2014	*
375	Powerton	MW-12	arsenic	0.013	0.010	2/15/2011	*
376	Powerton	MW-12	arsenic	0.014	0.010	6/25/2012	*
377	Powerton	MW-12	arsenic	0.011	0.010	9/18/2012	*
378	Powerton	MW-12	arsenic	0.022	0.010	12/12/2012	*
379	Powerton	MW-12	arsenic	0.016	0.010	7/29/2013	*
380	Powerton	MW-12	arsenic	0.018	0.010	10/22/2013	*
381	Powerton	MW-12	boron	3.700	2.000	5/30/2013	*
382	Powerton	MW-12	chloride	210.000	200.000	12/12/2011	*
383	Powerton	MW-12	chloride	210.000	200.000	12/12/2012	*
384	Powerton	MW-12	chloride	220.000	200.000	3/4/2014	*
385	Powerton	MW-12	chloride	220.000	200.000	5/29/2014	*
386	Powerton	MW-12	chloride	210.000	200.000	8/26/2014	*
387	Powerton	MW-12	iron	5.500	5.000	12/16/2010	*
388	Powerton	MW-12	iron	6.300	5.000	2/15/2011	*
389	Powerton	MW-12	iron	5.600	5.000	6/16/2011	*
390	Powerton	MW-12	iron	8.200	5.000	6/25/2012	*
391	Powerton	MW-12	iron	8.900	5.000	9/18/2012	*
392	Powerton	MW-12	iron	6.400	5.000	12/12/2012	*
393	Powerton	MW-12	iron	5.800	5.000	2/27/2013	*
394	Powerton	MW-12	iron	8.900	5.000	5/30/2013	*
395	Powerton	MW-12	manganese	0.320	0.150	12/16/2010	*
396	Powerton	MW-12	manganese	0.580	0.150	2/15/2011	*
397	Powerton	MW-12	manganese	0.260	0.150	6/16/2011	*
398	Powerton	MW-12	manganese	0.370	0.150	9/19/2011	*
399	Powerton	MW-12	manganese	0.250	0.150	12/12/2011	*
400	Powerton	MW-12	manganese	0.710	0.150	6/25/2012	*
401	Powerton	MW-12	manganese	0.640	0.150	9/18/2012	*
402	Powerton	MW-12	manganese	1.700	0.150	12/12/2012	*
403	Powerton	MW-12	manganese	0.380	0.150	2/27/2013	*
404	Powerton	MW-12	manganese	0.240	0.150	5/30/2013	*
405	Powerton	MW-12	manganese	1.300	0.150	7/29/2013	*
406	Powerton	MW-12	manganese	1.500	0.150	10/22/2013	*
407	Powerton	MW-12	manganese	0.230	0.150	3/4/2014	*
408	Powerton	MW-12	manganese	0.650	0.150	5/29/2014	*
409	Powerton	MW-12	manganese	1.200	0.150	8/26/2014	*
410	Powerton	MW-12	sulfate	430.000	400.000	6/25/2012	*
411	Powerton	MW-12	sulfate	410.000	400.000	5/30/2013	*
412	Powerton	MW-12	sulfate	420.000	400.000	7/29/2013	*
413	Powerton	MW-12	sulfate	530.000	400.000	3/4/2014	*

Electronic Filing: Received, Clerk's Office 10/20/2017

414	Powerton	MW-12	sulfate	560.000	400.000	5/29/2014 *
415	Powerton	MW-12	TDS	1400.000	1200.000	3/4/2014 *
416	Powerton	MW-12	TDS	1300.000	1200.000	5/29/2014 *
417	Powerton	MW-13	arsenic	0.011	0.010	12/15/2010 *
418	Powerton	MW-13	arsenic	0.023	0.010	12/12/2011 *
419	Powerton	MW-13	arsenic	0.027	0.010	4/10/2012 *
420	Powerton	MW-13	arsenic	0.041	0.010	12/14/2012 *
421	Powerton	MW-13	arsenic	0.029	0.010	2/28/2013 *
422	Powerton	MW-13	arsenic	0.031	0.010	5/30/2013 *
423	Powerton	MW-13	arsenic	0.029	0.010	7/30/2013 *
424	Powerton	MW-13	arsenic	0.024	0.010	10/22/2013 *
425	Powerton	MW-13	arsenic	0.028	0.010	3/4/2014 *
426	Powerton	MW-13	arsenic	0.024	0.010	5/28/2014 *
427	Powerton	MW-13	arsenic	0.031	0.010	8/27/2014 *
428	Powerton	MW-13	boron	3.900	2.000	12/15/2010 *
429	Powerton	MW-13	boron	3.100	2.000	2/15/2011 *
430	Powerton	MW-13	boron	2.600	2.000	4/25/2011 *
431	Powerton	MW-13	boron	3.000	2.000	6/16/2011 *
432	Powerton	MW-13	boron	2.700	2.000	8/9/2011 *
433	Powerton	MW-13	boron	3.000	2.000	10/13/2011 *
434	Powerton	MW-13	boron	4.100	2.000	12/12/2011 *
435	Powerton	MW-13	boron	4.000	2.000	4/10/2012 *
436	Powerton	MW-13	boron	3.600	2.000	12/14/2012 *
437	Powerton	MW-13	boron	4.200	2.000	2/28/2013 *
438	Powerton	MW-13	boron	3.800	2.000	7/30/2013 *
439	Powerton	MW-13	boron	3.500	2.000	10/22/2013 *
440	Powerton	MW-13	boron	2.900	2.000	3/4/2014 *
441	Powerton	MW-13	boron	3.500	2.000	5/28/2014 *
442	Powerton	MW-13	boron	3.000	2.000	8/27/2014 *
443	Powerton	MW-13	chloride	210.000	200.000	12/14/2012 *
444	Powerton	MW-13	manganese	5.000	0.150	12/15/2010 *
445	Powerton	MW-13	manganese	3.800	0.150	2/15/2011 *
446	Powerton	MW-13	manganese	2.700	0.150	4/25/2011 *
447	Powerton	MW-13	manganese	2.900	0.150	6/16/2011 *
448	Powerton	MW-13	manganese	2.600	0.150	8/9/2011 *
449	Powerton	MW-13	manganese	3.600	0.150	10/13/2011 *
450	Powerton	MW-13	manganese	3.500	0.150	12/12/2011 *
451	Powerton	MW-13	manganese	3.500	0.150	4/10/2012 *
452	Powerton	MW-13	manganese	3.700	0.150	12/14/2012 *
453	Powerton	MW-13	manganese	3.500	0.150	2/28/2013 *
454	Powerton	MW-13	manganese	3.800	0.150	5/30/2013 *
455	Powerton	MW-13	manganese	4.000	0.150	7/30/2013 *
456	Powerton	MW-13	manganese	2.800	0.150	10/22/2013 *
457	Powerton	MW-13	manganese	2.900	0.150	3/4/2014 *
458	Powerton	MW-13	manganese	3.400	0.150	5/28/2014 *
459	Powerton	MW-13	manganese	3.500	0.150	8/27/2014 *
460	Powerton	MW-13	sulfate	1400.000	400.000	12/15/2010 *
461	Powerton	MW-13	sulfate	770.000	400.000	2/15/2011 *
462	Powerton	MW-13	sulfate	580.000	400.000	4/25/2011 *
463	Powerton	MW-13	sulfate	540.000	400.000	6/16/2011 *
464	Powerton	MW-13	sulfate	440.000	400.000	8/9/2011 *
465	Powerton	MW-13	sulfate	660.000	400.000	10/13/2011 *

Electronic Filing: Received, Clerk's Office 10/20/2017

466	Powerton	MW-13	sulfate	1100.000	400.000	12/12/2011	*
467	Powerton	MW-13	sulfate	1100.000	400.000	4/10/2012	*
468	Powerton	MW-13	sulfate	1100.000	400.000	12/14/2012	*
469	Powerton	MW-13	sulfate	730.000	400.000	2/28/2013	*
470	Powerton	MW-13	sulfate	880.000	400.000	5/30/2013	*
471	Powerton	MW-13	sulfate	1000.000	400.000	7/30/2013	*
472	Powerton	MW-13	sulfate	690.000	400.000	10/22/2013	*
473	Powerton	MW-13	sulfate	660.000	400.000	3/4/2014	*
474	Powerton	MW-13	sulfate	630.000	400.000	5/28/2014	*
475	Powerton	MW-13	sulfate	740.000	400.000	8/27/2014	*
476	Powerton	MW-13	TDS	2600.000	1200.000	12/15/2010	*
477	Powerton	MW-13	TDS	1600.000	1200.000	2/15/2011	*
478	Powerton	MW-13	TDS	1400.000	1200.000	4/25/2011	*
479	Powerton	MW-13	TDS	1300.000	1200.000	6/16/2011	*
480	Powerton	MW-13	TDS	1500.000	1200.000	10/13/2011	*
481	Powerton	MW-13	TDS	2100.000	1200.000	12/12/2011	*
482	Powerton	MW-13	TDS	2300.000	1200.000	4/10/2012	*
483	Powerton	MW-13	TDS	1900.000	1200.000	12/14/2012	*
484	Powerton	MW-13	TDS	1600.000	1200.000	2/28/2013	*
485	Powerton	MW-13	TDS	2000.000	1200.000	5/30/2013	*
486	Powerton	MW-13	TDS	2000.000	1200.000	7/30/2013	*
487	Powerton	MW-13	TDS	1700.000	1200.000	10/22/2013	*
488	Powerton	MW-13	TDS	1900.000	1200.000	3/4/2014	*
489	Powerton	MW-13	TDS	2100.000	1200.000	5/28/2014	*
490	Powerton	MW-13	TDS	2300.000	1200.000	8/27/2014	*
491	Powerton	MW-14	arsenic	0.024	0.010	12/15/2010	*
492	Powerton	MW-14	arsenic	0.019	0.010	2/15/2011	*
493	Powerton	MW-14	arsenic	0.015	0.010	10/13/2011	*
494	Powerton	MW-14	chloride	240.000	200.000	8/9/2011	*
495	Powerton	MW-14	chloride	220.000	200.000	3/4/2014	*
496	Powerton	MW-14	iron	12.000	5.000	12/14/2012	*
497	Powerton	MW-14	manganese	0.680	0.150	12/15/2010	*
498	Powerton	MW-14	manganese	0.810	0.150	2/15/2011	*
499	Powerton	MW-14	manganese	0.290	0.150	4/25/2011	*
500	Powerton	MW-14	manganese	0.360	0.150	6/16/2011	*
501	Powerton	MW-14	manganese	0.570	0.150	8/9/2011	*
502	Powerton	MW-14	manganese	0.840	0.150	10/13/2011	*
503	Powerton	MW-14	manganese	0.630	0.150	4/10/2012	*
504	Powerton	MW-14	manganese	0.720	0.150	5/30/2013	*
505	Powerton	MW-14	manganese	0.320	0.150	7/30/2013	*
506	Powerton	MW-14	manganese	1.200	0.150	10/23/2013	*
507	Powerton	MW-14	manganese	1.300	0.150	3/4/2014	*
508	Powerton	MW-14	manganese	0.340	0.150	5/28/2014	*
509	Powerton	MW-14	manganese	1.800	0.150	8/28/2014	*
510	Powerton	MW-14	selenium	0.065	0.050	4/25/2011	*
511	Powerton	MW-14	selenium	0.150	0.050	2/27/2013	*
512	Powerton	MW-14	sulfate	960.000	400.000	12/15/2010	*
513	Powerton	MW-14	sulfate	820.000	400.000	2/15/2011	*
514	Powerton	MW-14	sulfate	770.000	400.000	4/25/2011	*
515	Powerton	MW-14	sulfate	810.000	400.000	6/16/2011	*
516	Powerton	MW-14	sulfate	940.000	400.000	8/9/2011	*
517	Powerton	MW-14	sulfate	850.000	400.000	10/13/2011	*

Electronic Filing: Received, Clerk's Office 10/20/2017

518	Powerton	MW-14	sulfate	880.000	400.000	12/12/2011	*
519	Powerton	MW-14	sulfate	990.000	400.000	4/10/2012	*
520	Powerton	MW-14	sulfate	810.000	400.000	12/14/2012	*
521	Powerton	MW-14	sulfate	800.000	400.000	5/30/2013	*
522	Powerton	MW-14	sulfate	900.000	400.000	7/30/2013	*
523	Powerton	MW-14	sulfate	840.000	400.000	10/23/2013	*
524	Powerton	MW-14	sulfate	680.000	400.000	3/4/2014	*
525	Powerton	MW-14	sulfate	720.000	400.000	5/28/2014	*
526	Powerton	MW-14	sulfate	1100.000	400.000	8/28/2014	*
527	Powerton	MW-14	TDS	1800.000	1200.000	12/15/2010	*
528	Powerton	MW-14	TDS	1700.000	1200.000	2/15/2011	*
529	Powerton	MW-14	TDS	1800.000	1200.000	4/25/2011	*
530	Powerton	MW-14	TDS	1900.000	1200.000	6/16/2011	*
531	Powerton	MW-14	TDS	2000.000	1200.000	8/9/2011	*
532	Powerton	MW-14	TDS	1800.000	1200.000	10/13/2011	*
533	Powerton	MW-14	TDS	1800.000	1200.000	12/12/2011	*
534	Powerton	MW-14	TDS	2200.000	1200.000	4/10/2012	*
535	Powerton	MW-14	TDS	1700.000	1200.000	12/14/2012	*
536	Powerton	MW-14	TDS	1300.000	1200.000	2/27/2013	*
537	Powerton	MW-14	TDS	2000.000	1200.000	5/30/2013	*
538	Powerton	MW-14	TDS	2100.000	1200.000	7/30/2013	*
539	Powerton	MW-14	TDS	2100.000	1200.000	10/23/2013	*
540	Powerton	MW-14	TDS	1900.000	1200.000	3/4/2014	*
541	Powerton	MW-14	TDS	1700.000	1200.000	5/28/2014	*
542	Powerton	MW-14	TDS	2400.000	1200.000	8/28/2014	*
543	Powerton	MW-14	thallium	0.004	0.002	4/25/2011	*
544	Powerton	MW-14	thallium	0.004	0.002	6/16/2011	*
545	Powerton	MW-14	thallium	0.003	0.002	8/9/2011	*
546	Powerton	MW-14	thallium	0.003	0.002	4/10/2012	*
547	Powerton	MW-14	thallium	0.003	0.002	12/14/2012	*
548	Powerton	MW-14	thallium	0.003	0.002	5/30/2013	*
549	Powerton	MW-14	thallium	0.004	0.002	7/30/2013	*
550	Powerton	MW-14	thallium	0.003	0.002	5/28/2014	*
551	Powerton	MW-15	arsenic	0.011	0.010	10/13/2011	*
552	Powerton	MW-15	arsenic	0.011	0.010	12/14/2012	*
553	Powerton	MW-15	chloride	210.000	200.000	8/9/2011	*
554	Powerton	MW-15	chloride	220.000	200.000	12/14/2012	*
555	Powerton	MW-15	chloride	210.000	200.000	5/30/2013	*
556	Powerton	MW-15	chloride	220.000	200.000	7/30/2013	*
557	Powerton	MW-15	chloride	210.000	200.000	10/23/2013	*
558	Powerton	MW-15	chloride	240.000	200.000	3/6/2014	*
559	Powerton	MW-15	chloride	220.000	200.000	5/28/2014	*
560	Powerton	MW-15	chloride	240.000	200.000	8/27/2014	*
561	Powerton	MW-15	manganese	0.560	0.150	12/15/2010	*
562	Powerton	MW-15	manganese	0.420	0.150	2/15/2011	*
563	Powerton	MW-15	manganese	0.360	0.150	4/25/2011	*
564	Powerton	MW-15	manganese	0.600	0.150	6/16/2011	*
565	Powerton	MW-15	manganese	0.370	0.150	8/9/2011	*
566	Powerton	MW-15	manganese	0.480	0.150	10/13/2011	*
567	Powerton	MW-15	manganese	0.390	0.150	12/12/2011	*
568	Powerton	MW-15	manganese	0.250	0.150	4/10/2012	*
569	Powerton	MW-15	manganese	0.510	0.150	12/14/2012	*

Electronic Filing: Received, Clerk's Office 10/20/2017

570	Powerton	MW-15	manganese	0.350	0.150	2/28/2013	*
571	Powerton	MW-15	manganese	0.270	0.150	5/30/2013	*
572	Powerton	MW-15	manganese	0.300	0.150	7/30/2013	*
573	Powerton	MW-15	manganese	0.430	0.150	10/23/2013	*
574	Powerton	MW-15	manganese	0.590	0.150	3/6/2014	*
575	Powerton	MW-15	manganese	0.300	0.150	5/28/2014	*
576	Powerton	MW-15	manganese	0.950	0.150	8/27/2014	*
577	Powerton	MW-15	sulfate	650.000	400.000	6/16/2011	*
578	Powerton	MW-15	sulfate	570.000	400.000	5/30/2013	*
579	Powerton	MW-15	sulfate	460.000	400.000	7/30/2013	*
580	Powerton	MW-15	sulfate	420.000	400.000	10/23/2013	*
581	Powerton	MW-15	sulfate	620.000	400.000	8/27/2014	*
582	Powerton	MW-15	TDS	1600.000	1200.000	6/16/2011	*
583	Powerton	MW-15	TDS	1700.000	1200.000	5/30/2013	*
584	Powerton	MW-15	TDS	1400.000	1200.000	7/30/2013	*
585	Powerton	MW-15	TDS	1400.000	1200.000	10/23/2013	*
586	Powerton	MW-15	TDS	1300.000	1200.000	3/6/2014	*
587	Powerton	MW-15	TDS	1300.000	1200.000	5/28/2014	*
588	Powerton	MW-15	TDS	1800.000	1200.000	8/27/2014	*
589	Powerton	MW-16	chloride	230.000	200.000	3/3/2014	*
590	Powerton	MW-16	Nitrogen/Nitrate	18.000	10.000	12/12/2012	*
591	Powerton	MW-16	Nitrogen/Nitrate	23.000	10.000	2/28/2013	*
592	Powerton	MW-16	Nitrogen/Nitrate	20.000	10.000	5/29/2013	*
593	Powerton	MW-16	Nitrogen/Nitrate	13.000	10.000	7/29/2013	*
594	Powerton	MW-16	Nitrogen/Nitrate	19.000	10.000	10/22/2013	*
595	Powerton	MW-16	Nitrogen/Nitrate	16.000	10.000	3/3/2014	*
596	Powerton	MW-16	Nitrogen/Nitrate	21.000	10.000	5/30/2014	*
597	Powerton	MW-16	Nitrogen/Nitrate	22.000	10.000	8/26/2014	*
598	Waukegan	MW-01	arsenic	0.054	0.010	10/25/2010	*
599	Waukegan	MW-01	arsenic	0.170	0.010	6/13/2011	*
600	Waukegan	MW-01	arsenic	0.077	0.010	9/13/2011	*
601	Waukegan	MW-01	arsenic	0.057	0.010	12/6/2011	*
602	Waukegan	MW-01	arsenic	0.078	0.010	3/14/2012	*
603	Waukegan	MW-01	arsenic	0.070	0.010	6/18/2012	*
604	Waukegan	MW-01	arsenic	0.070	0.010	9/28/2012	*
605	Waukegan	MW-01	arsenic	0.091	0.010	12/19/2012	*
606	Waukegan	MW-01	arsenic	0.098	0.010	3/7/2013	*
607	Waukegan	MW-01	arsenic	0.036	0.010	6/7/2013	*
608	Waukegan	MW-01	arsenic	0.055	0.010	7/25/2013	*
609	Waukegan	MW-01	arsenic	0.046	0.010	11/4/2013	*
610	Waukegan	MW-01	boron	2.600	2.000	10/25/2010	*
611	Waukegan	MW-01	boron	2.600	2.000	6/13/2011	*
612	Waukegan	MW-01	boron	2.500	2.000	9/13/2011	*
613	Waukegan	MW-01	boron	2.800	2.000	12/6/2011	*
614	Waukegan	MW-01	boron	2.500	2.000	3/14/2012	*
615	Waukegan	MW-01	boron	2.200	2.000	3/7/2013	*
616	Waukegan	MW-01	boron	2.200	2.000	6/7/2013	*
617	Waukegan	MW-01	boron	2.300	2.000	7/25/2013	*
618	Waukegan	MW-01	boron	3.100	2.000	11/4/2013	*
619	Waukegan	MW-01	selenium	0.056	0.050	3/7/2013	*
620	Waukegan	MW-02	antimony	0.015	0.006	10/25/2010	*
621	Waukegan	MW-02	arsenic	0.025	0.010	10/25/2010	*

Electronic Filing: Received, Clerk's Office 10/20/2017

622	Waukegan	MW-02	arsenic	0.016	0.010	3/24/2011	*
623	Waukegan	MW-02	arsenic	0.011	0.010	6/18/2012	*
624	Waukegan	MW-02	arsenic	0.011	0.010	9/28/2012	*
625	Waukegan	MW-02	arsenic	0.012	0.010	3/7/2013	*
626	Waukegan	MW-02	boron	2.200	2.000	10/25/2010	*
627	Waukegan	MW-02	boron	2.200	2.000	3/24/2011	*
628	Waukegan	MW-02	boron	2.600	2.000	6/18/2012	*
629	Waukegan	MW-02	boron	2.100	2.000	9/28/2012	*
630	Waukegan	MW-02	boron	2.200	2.000	3/7/2013	*
631	Waukegan	MW-02	boron	2.100	2.000	7/25/2013	*
632	Waukegan	MW-02	boron	2.200	2.000	11/4/2013	*
633	Waukegan	MW-03	arsenic	0.011	0.010	12/19/2012	*
634	Waukegan	MW-03	boron	2.200	2.000	3/24/2011	*
635	Waukegan	MW-03	boron	2.300	2.000	6/13/2011	*
636	Waukegan	MW-03	boron	2.500	2.000	6/7/2013	*
637	Waukegan	MW-03	Nitrogen/Nitrate	13.000	10.000	6/7/2013	*
638	Waukegan	MW-03	selenium	0.067	0.050	6/7/2013	*
639	Waukegan	MW-04	boron	2.100	2.000	3/24/2011	*
640	Waukegan	MW-04	boron	2.100	2.000	12/6/2011	*
641	Waukegan	MW-04	boron	2.200	2.000	3/14/2012	*
642	Waukegan	MW-04	boron	2.500	2.000	6/18/2012	*
643	Waukegan	MW-04	boron	2.200	2.000	9/28/2012	*
644	Waukegan	MW-04	boron	2.500	2.000	12/19/2012	*
645	Waukegan	MW-04	boron	2.400	2.000	3/7/2013	*
646	Waukegan	MW-04	boron	2.300	2.000	6/6/2013	*
647	Waukegan	MW-04	boron	2.500	2.000	7/25/2013	*
648	Waukegan	MW-04	boron	2.800	2.000	11/4/2013	*
649	Waukegan	MW-04	manganese	0.360	0.150	9/13/2011	*
650	Waukegan	MW-05	arsenic	0.012	0.010	9/28/2012	*
651	Waukegan	MW-05	arsenic	0.011	0.010	12/19/2012	*
652	Waukegan	MW-05	arsenic	0.012	0.010	3/7/2013	*
653	Waukegan	MW-05	boron	28.000	2.000	10/25/2010	*
654	Waukegan	MW-05	boron	33.000	2.000	3/24/2011	*
655	Waukegan	MW-05	boron	12.000	2.000	6/13/2011	*
656	Waukegan	MW-05	boron	30.000	2.000	9/13/2011	*
657	Waukegan	MW-05	boron	37.000	2.000	12/6/2011	*
658	Waukegan	MW-05	boron	44.000	2.000	3/14/2012	*
659	Waukegan	MW-05	boron	47.000	2.000	6/18/2012	*
660	Waukegan	MW-05	boron	41.000	2.000	9/28/2012	*
661	Waukegan	MW-05	boron	27.000	2.000	12/19/2012	*
662	Waukegan	MW-05	boron	33.000	2.000	3/7/2013	*
663	Waukegan	MW-05	boron	12.000	2.000	6/6/2013	*
664	Waukegan	MW-05	boron	29.000	2.000	7/25/2013	*
665	Waukegan	MW-05	boron	32.000	2.000	11/5/2013	*
666	Waukegan	MW-05	chloride	540.000	200.000	6/13/2011	*
667	Waukegan	MW-05	chloride	220.000	200.000	9/13/2011	*
668	Waukegan	MW-05	chloride	220.000	200.000	12/19/2012	*
669	Waukegan	MW-05	chloride	600.000	200.000	6/6/2013	*
670	Waukegan	MW-05	chloride	210.000	200.000	7/25/2013	*
671	Waukegan	MW-05	iron	5.600	5.000	12/6/2011	*
672	Waukegan	MW-05	iron	6.600	5.000	3/14/2012	*
673	Waukegan	MW-05	iron	5.900	5.000	6/18/2012	*

Electronic Filing: Received, Clerk's Office 10/20/2017

674	Waukegan	MW-05	iron	5.100	5.000	9/28/2012	*
675	Waukegan	MW-05	manganese	0.710	0.150	10/25/2010	*
676	Waukegan	MW-05	manganese	0.600	0.150	3/24/2011	*
677	Waukegan	MW-05	manganese	0.280	0.150	6/13/2011	*
678	Waukegan	MW-05	manganese	0.990	0.150	12/6/2011	*
679	Waukegan	MW-05	manganese	0.760	0.150	3/14/2012	*
680	Waukegan	MW-05	manganese	0.750	0.150	6/18/2012	*
681	Waukegan	MW-05	manganese	0.570	0.150	9/28/2012	*
682	Waukegan	MW-05	manganese	0.480	0.150	12/19/2012	*
683	Waukegan	MW-05	manganese	0.510	0.150	3/7/2013	*
684	Waukegan	MW-05	manganese	0.170	0.150	6/6/2013	*
685	Waukegan	MW-05	manganese	0.440	0.150	7/25/2013	*
686	Waukegan	MW-05	manganese	0.540	0.150	11/5/2013	*
687	Waukegan	MW-05	sulfate	920.000	400.000	10/25/2010	*
688	Waukegan	MW-05	sulfate	780.000	400.000	3/24/2011	*
689	Waukegan	MW-05	sulfate	1100.000	400.000	6/13/2011	*
690	Waukegan	MW-05	sulfate	810.000	400.000	9/13/2011	*
691	Waukegan	MW-05	sulfate	1100.000	400.000	12/6/2011	*
692	Waukegan	MW-05	sulfate	980.000	400.000	3/14/2012	*
693	Waukegan	MW-05	sulfate	800.000	400.000	6/18/2012	*
694	Waukegan	MW-05	sulfate	710.000	400.000	9/28/2012	*
695	Waukegan	MW-05	sulfate	550.000	400.000	12/19/2012	*
696	Waukegan	MW-05	sulfate	650.000	400.000	3/7/2013	*
697	Waukegan	MW-05	sulfate	1200.000	400.000	6/6/2013	*
698	Waukegan	MW-05	sulfate	890.000	400.000	7/25/2013	*
699	Waukegan	MW-05	sulfate	870.000	400.000	11/5/2013	*
700	Waukegan	MW-05	TDS	1500.000	1200.000	10/25/2010	*
701	Waukegan	MW-05	TDS	1800.000	1200.000	3/24/2011	*
702	Waukegan	MW-05	TDS	3300.000	1200.000	6/13/2011	*
703	Waukegan	MW-05	TDS	2300.000	1200.000	9/13/2011	*
704	Waukegan	MW-05	TDS	2300.000	1200.000	12/6/2011	*
705	Waukegan	MW-05	TDS	2000.000	1200.000	3/14/2012	*
706	Waukegan	MW-05	TDS	2000.000	1200.000	6/18/2012	*
707	Waukegan	MW-05	TDS	1900.000	1200.000	9/28/2012	*
708	Waukegan	MW-05	TDS	1800.000	1200.000	12/19/2012	*
709	Waukegan	MW-05	TDS	1600.000	1200.000	3/7/2013	*
710	Waukegan	MW-05	TDS	3500.000	1200.000	6/6/2013	*
711	Waukegan	MW-05	TDS	2000.000	1200.000	7/25/2013	*
712	Waukegan	MW-05	TDS	1600.000	1200.000	11/5/2013	*
713	Waukegan	MW-06	boron	2.800	2.000	3/7/2013	*
714	Waukegan	MW-06	boron	6.700	2.000	6/6/2013	*
715	Waukegan	MW-06	boron	4.300	2.000	7/25/2013	*
716	Waukegan	MW-06	boron	2.400	2.000	11/5/2013	*
717	Waukegan	MW-06	iron	6.200	5.000	6/6/2013	*
718	Waukegan	MW-06	iron	16.000	5.000	7/25/2013	*
719	Waukegan	MW-06	manganese	0.210	0.150	12/19/2012	*
720	Waukegan	MW-06	manganese	0.360	0.150	3/7/2013	*
721	Waukegan	MW-06	manganese	0.750	0.150	6/6/2013	*
722	Waukegan	MW-06	manganese	0.720	0.150	7/25/2013	*
723	Waukegan	MW-06	manganese	0.440	0.150	11/5/2013	*
724	Waukegan	MW-07	arsenic	0.012	0.010	3/7/2013	*
725	Waukegan	MW-07	arsenic	0.011	0.010	7/25/2013	*

Electronic Filing: Received, Clerk's Office 10/20/2017

726	Waukegan	MW-07	arsenic	0.012	0.010	11/4/2013	*
727	Waukegan	MW-07	boron	43.000	2.000	12/19/2012	*
728	Waukegan	MW-07	boron	49.000	2.000	3/7/2013	*
729	Waukegan	MW-07	boron	42.000	2.000	6/6/2013	*
730	Waukegan	MW-07	boron	44.000	2.000	7/25/2013	*
731	Waukegan	MW-07	boron	45.000	2.000	11/4/2013	*
732	Waukegan	MW-07	iron	12.000	5.000	12/19/2012	*
733	Waukegan	MW-07	iron	12.000	5.000	3/7/2013	*
734	Waukegan	MW-07	iron	13.000	5.000	6/6/2013	*
735	Waukegan	MW-07	iron	13.000	5.000	7/25/2013	*
736	Waukegan	MW-07	iron	13.000	5.000	11/4/2013	*
737	Waukegan	MW-07	manganese	0.460	0.150	12/19/2012	*
738	Waukegan	MW-07	manganese	0.490	0.150	3/7/2013	*
739	Waukegan	MW-07	manganese	0.480	0.150	6/6/2013	*
740	Waukegan	MW-07	manganese	0.460	0.150	7/25/2013	*
741	Waukegan	MW-07	manganese	0.460	0.150	11/4/2013	*
742	Waukegan	MW-07	sulfate	630.000	400.000	12/19/2012	*
743	Waukegan	MW-07	sulfate	710.000	400.000	3/7/2013	*
744	Waukegan	MW-07	sulfate	650.000	400.000	6/6/2013	*
745	Waukegan	MW-07	sulfate	860.000	400.000	7/25/2013	*
746	Waukegan	MW-07	sulfate	770.000	400.000	11/4/2013	*
747	Waukegan	MW-07	TDS	1800.000	1200.000	12/19/2012	*
748	Waukegan	MW-07	TDS	1800.000	1200.000	3/7/2013	*
749	Waukegan	MW-07	TDS	1800.000	1200.000	6/6/2013	*
750	Waukegan	MW-07	TDS	1800.000	1200.000	7/25/2013	*
751	Waukegan	MW-07	TDS	1800.000	1200.000	11/4/2013	*
752	Will	MW-01	antimony	0.006	0.006	12/8/2011	*
753	Will	MW-01	boron	2.100	2.000	6/20/2012	*
754	Will	MW-01	boron	2.400	2.000	5/23/2013	*
755	Will	MW-01	boron	2.300	2.000	8/14/2013	*
756	Will	MW-01	boron	2.600	2.000	10/29/2013	*
757	Will	MW-01	boron	2.400	2.000	2/20/2014	*
758	Will	MW-01	boron	2.500	2.000	5/20/2014	*
759	Will	MW-01	chloride	210.000	200.000	3/28/2011	*
760	Will	MW-01	chloride	220.000	200.000	3/5/2013	*
761	Will	MW-01	manganese	0.200	0.150	12/13/2010	*
762	Will	MW-01	manganese	0.220	0.150	6/15/2011	*
763	Will	MW-01	manganese	0.160	0.150	9/15/2011	*
764	Will	MW-01	manganese	0.170	0.150	12/8/2011	*
765	Will	MW-01	manganese	0.160	0.150	3/16/2012	*
766	Will	MW-01	manganese	0.160	0.150	6/20/2012	*
767	Will	MW-01	manganese	0.180	0.150	12/18/2012	*
768	Will	MW-01	manganese	0.170	0.150	3/5/2013	*
769	Will	MW-01	manganese	0.220	0.150	8/14/2013	*
770	Will	MW-01	manganese	0.280	0.150	10/29/2013	*
771	Will	MW-01	manganese	0.300	0.150	2/20/2014	*
772	Will	MW-01	manganese	0.260	0.150	5/20/2014	*
773	Will	MW-01	manganese	0.240	0.150	8/13/2014	*
774	Will	MW-01	sulfate	530.000	400.000	12/13/2010	*
775	Will	MW-01	sulfate	430.000	400.000	3/16/2012	*
776	Will	MW-01	sulfate	460.000	400.000	5/23/2013	*
777	Will	MW-01	sulfate	540.000	400.000	8/14/2013	*

Electronic Filing: Received, Clerk's Office 10/20/2017

778 Will	MW-01	sulfate	430.000	400.000	10/29/2013 *
779 Will	MW-01	TDS	1300.000	1200.000	8/14/2013 *
780 Will	MW-01	TDS	1300.000	1200.000	10/29/2013 *
781 Will	MW-01	TDS	1300.000	1200.000	2/20/2014 *
782 Will	MW-02	antimony	0.007	0.006	9/15/2011 *
783 Will	MW-02	antimony	0.017	0.006	12/9/2011 *
784 Will	MW-02	boron	2.300	2.000	6/15/2011 *
785 Will	MW-02	boron	2.300	2.000	9/15/2011 *
786 Will	MW-02	boron	2.200	2.000	9/24/2012 *
787 Will	MW-02	boron	2.200	2.000	8/14/2013 *
788 Will	MW-02	boron	2.400	2.000	10/28/2013 *
789 Will	MW-02	boron	2.400	2.000	2/20/2014 *
790 Will	MW-02	chloride	250.000	200.000	3/28/2011 *
791 Will	MW-02	sulfate	430.000	400.000	12/13/2010 *
792 Will	MW-03	boron	2.700	2.000	12/13/2010 *
793 Will	MW-03	boron	2.400	2.000	3/28/2011 *
794 Will	MW-03	boron	2.600	2.000	6/15/2011 *
795 Will	MW-03	boron	3.300	2.000	9/15/2011 *
796 Will	MW-03	boron	2.800	2.000	12/8/2011 *
797 Will	MW-03	boron	2.700	2.000	3/16/2012 *
798 Will	MW-03	boron	3.100	2.000	6/20/2012 *
799 Will	MW-03	boron	3.900	2.000	9/24/2012 *
800 Will	MW-03	boron	3.400	2.000	12/18/2012 *
801 Will	MW-03	boron	3.200	2.000	3/5/2013 *
802 Will	MW-03	boron	3.700	2.000	5/22/2013 *
803 Will	MW-03	boron	3.600	2.000	8/14/2013 *
804 Will	MW-03	boron	3.500	2.000	10/28/2013 *
805 Will	MW-03	boron	3.200	2.000	2/13/2014 *
806 Will	MW-03	chloride	250.000	200.000	3/28/2011 *
807 Will	MW-03	manganese	0.340	0.150	12/13/2010 *
808 Will	MW-03	manganese	0.310	0.150	3/28/2011 *
809 Will	MW-03	manganese	0.340	0.150	6/15/2011 *
810 Will	MW-03	manganese	0.260	0.150	9/15/2011 *
811 Will	MW-03	manganese	0.290	0.150	12/8/2011 *
812 Will	MW-03	manganese	0.270	0.150	3/16/2012 *
813 Will	MW-03	manganese	0.370	0.150	6/20/2012 *
814 Will	MW-03	manganese	0.240	0.150	9/24/2012 *
815 Will	MW-03	manganese	0.250	0.150	12/18/2012 *
816 Will	MW-03	manganese	0.290	0.150	3/5/2013 *
817 Will	MW-03	manganese	0.220	0.150	5/22/2013 *
818 Will	MW-03	manganese	0.190	0.150	8/14/2013 *
819 Will	MW-03	manganese	0.160	0.150	10/28/2013 *
820 Will	MW-03	manganese	0.450	0.150	2/13/2014 *
821 Will	MW-03	sulfate	500.000	400.000	6/20/2012 *
822 Will	MW-03	sulfate	440.000	400.000	9/24/2012 *
823 Will	MW-03	sulfate	480.000	400.000	12/18/2012 *
824 Will	MW-03	sulfate	610.000	400.000	5/22/2013 *
825 Will	MW-03	sulfate	530.000	400.000	8/14/2013 *
826 Will	MW-03	sulfate	540.000	400.000	10/28/2013 *
827 Will	MW-03	sulfate	560.000	400.000	2/13/2014 *
828 Will	MW-03	TDS	1400.000	1200.000	6/20/2012 *
829 Will	MW-04	boron	3.700	2.000	12/13/2010 *

Electronic Filing: Received, Clerk's Office 10/20/2017

830 Will	MW-04	boron	3.300	2.000	3/28/2011 *
831 Will	MW-04	boron	3.600	2.000	6/15/2011 *
832 Will	MW-04	boron	4.300	2.000	9/15/2011 *
833 Will	MW-04	boron	3.000	2.000	12/8/2011 *
834 Will	MW-04	boron	4.000	2.000	3/16/2012 *
835 Will	MW-04	boron	5.300	2.000	6/20/2012 *
836 Will	MW-04	boron	6.200	2.000	9/24/2012 *
837 Will	MW-04	boron	5.200	2.000	12/18/2012 *
838 Will	MW-04	boron	4.500	2.000	3/5/2013 *
839 Will	MW-04	boron	3.800	2.000	5/22/2013 *
840 Will	MW-04	boron	5.100	2.000	8/14/2013 *
841 Will	MW-04	boron	5.600	2.000	10/28/2013 *
842 Will	MW-04	boron	4.600	2.000	2/13/2014 *
843 Will	MW-04	manganese	0.520	0.150	12/13/2010 *
844 Will	MW-04	manganese	0.580	0.150	3/28/2011 *
845 Will	MW-04	manganese	0.700	0.150	6/15/2011 *
846 Will	MW-04	manganese	1.000	0.150	9/15/2011 *
847 Will	MW-04	manganese	0.620	0.150	12/8/2011 *
848 Will	MW-04	manganese	0.600	0.150	3/16/2012 *
849 Will	MW-04	manganese	0.700	0.150	6/20/2012 *
850 Will	MW-04	manganese	0.990	0.150	9/24/2012 *
851 Will	MW-04	manganese	0.620	0.150	12/18/2012 *
852 Will	MW-04	manganese	0.470	0.150	3/5/2013 *
853 Will	MW-04	manganese	0.440	0.150	5/22/2013 *
854 Will	MW-04	manganese	0.580	0.150	8/14/2013 *
855 Will	MW-04	manganese	0.650	0.150	10/28/2013 *
856 Will	MW-04	manganese	0.720	0.150	2/13/2014 *
857 Will	MW-04	sulfate	1500.000	400.000	12/13/2010 *
858 Will	MW-04	sulfate	1500.000	400.000	3/28/2011 *
859 Will	MW-04	sulfate	1600.000	400.000	6/15/2011 *
860 Will	MW-04	sulfate	4800.000	400.000	9/15/2011 *
861 Will	MW-04	sulfate	1600.000	400.000	12/8/2011 *
862 Will	MW-04	sulfate	2000.000	400.000	3/16/2012 *
863 Will	MW-04	sulfate	2800.000	400.000	6/20/2012 *
864 Will	MW-04	sulfate	3200.000	400.000	9/24/2012 *
865 Will	MW-04	sulfate	2200.000	400.000	12/18/2012 *
866 Will	MW-04	sulfate	2000.000	400.000	3/5/2013 *
867 Will	MW-04	sulfate	1500.000	400.000	5/22/2013 *
868 Will	MW-04	sulfate	2200.000	400.000	8/14/2013 *
869 Will	MW-04	sulfate	1300.000	400.000	10/28/2013 *
870 Will	MW-04	sulfate	1400.000	400.000	2/13/2014 *
871 Will	MW-04	TDS	2500.000	1200.000	12/13/2010 *
872 Will	MW-04	TDS	2600.000	1200.000	3/28/2011 *
873 Will	MW-04	TDS	2800.000	1200.000	6/15/2011 *
874 Will	MW-04	TDS	6000.000	1200.000	9/15/2011 *
875 Will	MW-04	TDS	3100.000	1200.000	12/8/2011 *
876 Will	MW-04	TDS	3700.000	1200.000	3/16/2012 *
877 Will	MW-04	TDS	4300.000	1200.000	6/20/2012 *
878 Will	MW-04	TDS	4400.000	1200.000	9/24/2012 *
879 Will	MW-04	TDS	4000.000	1200.000	12/18/2012 *
880 Will	MW-04	TDS	3600.000	1200.000	3/5/2013 *
881 Will	MW-04	TDS	2900.000	1200.000	5/22/2013 *

Electronic Filing: Received, Clerk's Office 10/20/2017

882 Will	MW-04	TDS	3500.000	1200.000	8/14/2013 *
883 Will	MW-04	TDS	2400.000	1200.000	10/28/2013 *
884 Will	MW-04	TDS	2800.000	1200.000	2/13/2014 *
885 Will	MW-05	boron	2.600	2.000	12/13/2010 *
886 Will	MW-05	boron	2.700	2.000	3/28/2011 *
887 Will	MW-05	boron	3.200	2.000	6/15/2011 *
888 Will	MW-05	boron	4.000	2.000	9/15/2011 *
889 Will	MW-05	boron	3.200	2.000	12/8/2011 *
890 Will	MW-05	boron	2.900	2.000	3/16/2012 *
891 Will	MW-05	boron	2.300	2.000	6/20/2012 *
892 Will	MW-05	boron	3.800	2.000	9/24/2012 *
893 Will	MW-05	boron	2.500	2.000	12/18/2012 *
894 Will	MW-05	boron	2.600	2.000	3/5/2013 *
895 Will	MW-05	boron	3.600	2.000	6/5/2013 *
896 Will	MW-05	boron	3.500	2.000	8/14/2013 *
897 Will	MW-05	boron	4.100	2.000	10/28/2013 *
898 Will	MW-05	boron	2.700	2.000	2/13/2014 *
899 Will	MW-05	selenium	0.170	0.050	10/28/2013 *
900 Will	MW-05	sulfate	580.000	400.000	12/13/2010 *
901 Will	MW-05	sulfate	570.000	400.000	3/28/2011 *
902 Will	MW-05	sulfate	540.000	400.000	6/15/2011 *
903 Will	MW-05	sulfate	690.000	400.000	9/15/2011 *
904 Will	MW-05	sulfate	500.000	400.000	12/8/2011 *
905 Will	MW-05	sulfate	410.000	400.000	6/20/2012 *
906 Will	MW-05	sulfate	540.000	400.000	9/24/2012 *
907 Will	MW-05	sulfate	650.000	400.000	6/5/2013 *
908 Will	MW-05	sulfate	500.000	400.000	8/14/2013 *
909 Will	MW-05	sulfate	560.000	400.000	10/28/2013 *
910 Will	MW-05	sulfate	690.000	400.000	2/13/2014 *
911 Will	MW-05	TDS	1300.000	1200.000	3/28/2011 *
912 Will	MW-05	TDS	1400.000	1200.000	6/15/2011 *
913 Will	MW-05	TDS	1500.000	1200.000	9/15/2011 *
914 Will	MW-05	TDS	1600.000	1200.000	6/5/2013 *
915 Will	MW-05	TDS	1300.000	1200.000	10/28/2013 *
916 Will	MW-05	TDS	1400.000	1200.000	2/13/2014 *
917 Will	MW-06	boron	2.700	2.000	12/13/2010 *
918 Will	MW-06	boron	2.500	2.000	3/28/2011 *
919 Will	MW-06	boron	2.400	2.000	6/15/2011 *
920 Will	MW-06	boron	3.000	2.000	9/15/2011 *
921 Will	MW-06	boron	2.500	2.000	12/8/2011 *
922 Will	MW-06	boron	2.500	2.000	3/16/2012 *
923 Will	MW-06	boron	2.900	2.000	6/20/2012 *
924 Will	MW-06	boron	3.000	2.000	9/24/2012 *
925 Will	MW-06	boron	3.000	2.000	12/18/2012 *
926 Will	MW-06	boron	2.700	2.000	3/5/2013 *
927 Will	MW-06	boron	2.800	2.000	5/22/2013 *
928 Will	MW-06	boron	2.900	2.000	8/14/2013 *
929 Will	MW-06	boron	3.700	2.000	10/28/2013 *
930 Will	MW-06	boron	3.000	2.000	2/13/2014 *
931 Will	MW-06	chloride	210.000	200.000	3/28/2011 *
932 Will	MW-06	sulfate	500.000	400.000	12/13/2010 *
933 Will	MW-06	sulfate	540.000	400.000	3/28/2011 *

Electronic Filing: Received, Clerk's Office 10/20/2017

934 Will	MW-06	sulfate	570.000	400.000	6/15/2011 *
935 Will	MW-06	sulfate	420.000	400.000	9/15/2011 *
936 Will	MW-06	sulfate	440.000	400.000	12/8/2011 *
937 Will	MW-06	sulfate	450.000	400.000	6/20/2012 *
938 Will	MW-06	sulfate	550.000	400.000	9/24/2012 *
939 Will	MW-07	boron	4.700	2.000	12/13/2010 *
940 Will	MW-07	boron	5.000	2.000	3/28/2011 *
941 Will	MW-07	boron	5.700	2.000	6/15/2011 *
942 Will	MW-07	boron	3.400	2.000	9/15/2011 *
943 Will	MW-07	boron	5.000	2.000	12/8/2011 *
944 Will	MW-07	boron	5.100	2.000	3/16/2012 *
945 Will	MW-07	boron	5.600	2.000	6/20/2012 *
946 Will	MW-07	boron	5.500	2.000	9/24/2012 *
947 Will	MW-07	boron	5.100	2.000	12/18/2012 *
948 Will	MW-07	boron	4.300	2.000	3/5/2013 *
949 Will	MW-07	boron	2.600	2.000	5/22/2013 *
950 Will	MW-07	boron	3.500	2.000	8/15/2013 *
951 Will	MW-07	boron	3.000	2.000	10/29/2013 *
952 Will	MW-07	boron	4.000	2.000	2/20/2014 *
953 Will	MW-07	chloride	210.000	200.000	2/20/2014 *
954 Will	MW-07	manganese	0.180	0.150	9/15/2011 *
955 Will	MW-07	manganese	0.200	0.150	12/8/2011 *
956 Will	MW-07	manganese	0.200	0.150	3/16/2012 *
957 Will	MW-07	manganese	0.190	0.150	6/20/2012 *
958 Will	MW-07	manganese	0.190	0.150	9/24/2012 *
959 Will	MW-07	manganese	0.190	0.150	12/18/2012 *
960 Will	MW-07	manganese	0.160	0.150	2/20/2014 *
961 Will	MW-07	sulfate	610.000	400.000	12/13/2010 *
962 Will	MW-07	sulfate	650.000	400.000	3/28/2011 *
963 Will	MW-07	sulfate	1000.000	400.000	6/15/2011 *
964 Will	MW-07	sulfate	710.000	400.000	9/15/2011 *
965 Will	MW-07	sulfate	710.000	400.000	12/8/2011 *
966 Will	MW-07	sulfate	770.000	400.000	3/16/2012 *
967 Will	MW-07	sulfate	670.000	400.000	6/20/2012 *
968 Will	MW-07	sulfate	600.000	400.000	9/24/2012 *
969 Will	MW-07	sulfate	480.000	400.000	12/18/2012 *
970 Will	MW-07	sulfate	460.000	400.000	8/15/2013 *
971 Will	MW-07	sulfate	530.000	400.000	10/29/2013 *
972 Will	MW-07	TDS	1300.000	1200.000	12/13/2010 *
973 Will	MW-07	TDS	1500.000	1200.000	3/28/2011 *
974 Will	MW-07	TDS	1600.000	1200.000	6/15/2011 *
975 Will	MW-07	TDS	1400.000	1200.000	9/15/2011 *
976 Will	MW-07	TDS	1300.000	1200.000	12/8/2011 *
977 Will	MW-07	TDS	1400.000	1200.000	3/16/2012 *
978 Will	MW-07	TDS	1300.000	1200.000	6/20/2012 *
979 Will	MW-07	TDS	1300.000	1200.000	2/20/2014 *
980 Will	MW-08	arsenic	0.014	0.010	9/15/2011 *
981 Will	MW-08	arsenic	0.012	0.010	12/8/2011 *
982 Will	MW-08	arsenic	0.013	0.010	6/20/2012 *
983 Will	MW-08	arsenic	0.018	0.010	9/24/2012 *
984 Will	MW-08	arsenic	0.016	0.010	8/15/2013 *
985 Will	MW-08	boron	2.300	2.000	9/15/2011 *

Electronic Filing: Received, Clerk's Office 10/20/2017

986 Will	MW-08	boron	2.600	2.000	9/24/2012 *
987 Will	MW-08	boron	2.100	2.000	12/18/2012 *
988 Will	MW-08	boron	2.400	2.000	8/15/2013 *
989 Will	MW-08	boron	3.200	2.000	10/28/2013 *
990 Will	MW-08	chloride	270.000	200.000	3/29/2011 *
991 Will	MW-08	manganese	0.330	0.150	12/13/2010 *
992 Will	MW-08	manganese	0.440	0.150	3/29/2011 *
993 Will	MW-08	manganese	0.470	0.150	6/15/2011 *
994 Will	MW-08	manganese	0.450	0.150	9/15/2011 *
995 Will	MW-08	manganese	0.400	0.150	12/8/2011 *
996 Will	MW-08	manganese	0.360	0.150	6/20/2012 *
997 Will	MW-08	manganese	0.410	0.150	9/24/2012 *
998 Will	MW-08	manganese	0.430	0.150	12/18/2012 *
999 Will	MW-08	manganese	0.330	0.150	3/5/2013 *
1000 Will	MW-08	manganese	0.470	0.150	5/23/2013 *
1001 Will	MW-08	manganese	0.310	0.150	8/15/2013 *
1002 Will	MW-08	manganese	0.420	0.150	10/28/2013 *
1003 Will	MW-08	manganese	0.390	0.150	2/20/2014 *
1004 Will	MW-08	sulfate	440.000	400.000	12/13/2010 *
1005 Will	MW-08	sulfate	440.000	400.000	3/29/2011 *
1006 Will	MW-08	sulfate	420.000	400.000	6/15/2011 *
1007 Will	MW-08	sulfate	600.000	400.000	9/15/2011 *
1008 Will	MW-08	sulfate	630.000	400.000	9/24/2012 *
1009 Will	MW-08	sulfate	440.000	400.000	8/15/2013 *
1010 Will	MW-08	sulfate	650.000	400.000	10/28/2013 *
1011 Will	MW-08	TDS	1300.000	1200.000	9/15/2011 *
1012 Will	MW-08	TDS	1600.000	1200.000	10/28/2013 *
1013 Will	MW-08	TDS	1300.000	1200.000	2/20/2014 *
1014 Will	MW-09	boron	2.200	2.000	12/13/2010 *
1015 Will	MW-09	boron	2.200	2.000	10/29/2013 *
1016 Will	MW-09	chloride	280.000	200.000	3/28/2011 *
1017 Will	MW-09	chloride	230.000	200.000	6/15/2011 *
1018 Will	MW-09	chloride	270.000	200.000	2/13/2014 *
1019 Will	MW-09	sulfate	410.000	400.000	12/13/2010 *
1020 Will	MW-09	sulfate	410.000	400.000	6/15/2011 *
1021 Will	MW-10	arsenic	0.012	0.010	10/28/2013 *
1022 Will	MW-10	boron	2.100	2.000	12/13/2010 *
1023 Will	MW-10	boron	2.200	2.000	6/15/2011 *
1024 Will	MW-10	boron	2.800	2.000	9/15/2011 *
1025 Will	MW-10	boron	2.500	2.000	12/8/2011 *
1026 Will	MW-10	boron	2.100	2.000	3/16/2012 *
1027 Will	MW-10	boron	2.100	2.000	6/20/2012 *
1028 Will	MW-10	boron	3.200	2.000	9/24/2012 *
1029 Will	MW-10	boron	2.700	2.000	12/18/2012 *
1030 Will	MW-10	boron	2.700	2.000	3/5/2013 *
1031 Will	MW-10	boron	2.700	2.000	5/22/2013 *
1032 Will	MW-10	boron	2.300	2.000	8/15/2013 *
1033 Will	MW-10	boron	3.800	2.000	10/28/2013 *
1034 Will	MW-10	boron	2.500	2.000	2/20/2014 *
1035 Will	MW-10	manganese	0.250	0.150	12/13/2010 *
1036 Will	MW-10	manganese	0.220	0.150	3/28/2011 *
1037 Will	MW-10	manganese	0.250	0.150	6/15/2011 *

Electronic Filing: Received, Clerk's Office 10/20/2017

1038	Will	MW-10	manganese	0.270	0.150	9/15/2011 *
1039	Will	MW-10	manganese	0.290	0.150	12/8/2011 *
1040	Will	MW-10	manganese	0.250	0.150	3/16/2012 *
1041	Will	MW-10	manganese	0.260	0.150	6/20/2012 *
1042	Will	MW-10	manganese	0.230	0.150	9/24/2012 *
1043	Will	MW-10	manganese	0.290	0.150	12/18/2012 *
1044	Will	MW-10	manganese	0.290	0.150	3/5/2013 *
1045	Will	MW-10	manganese	0.240	0.150	5/22/2013 *
1046	Will	MW-10	manganese	0.220	0.150	10/28/2013 *
1047	Will	MW-10	manganese	0.180	0.150	2/20/2014 *
1048	Will	MW-10	sulfate	420.000	400.000	9/15/2011 *
1049	Joliet 29	MW-02	chloride	240.000	200.000	10/23/2014
1050	Joliet 29	MW-02	chloride	410.000	200.000	5/27/2015
1051	Joliet 29	MW-03	chloride	220.000	200.000	5/27/2015
1052	Joliet 29	MW-04	chloride	290.000	200.000	5/27/2015
1053	Joliet 29	MW-05	chloride	220.000	200.000	2/11/2015
1054	Joliet 29	MW-05	chloride	250.000	200.000	5/27/2015
1055	Joliet 29	MW-06	chloride	270.000	200.000	5/28/2015
1056	Joliet 29	MW-07	chloride	210.000	200.000	2/10/2015
1057	Joliet 29	MW-07	chloride	260.000	200.000	5/28/2015
1058	Joliet 29	MW-08	chloride	470.000	200.000	2/10/2015
1059	Joliet 29	MW-08	chloride	270.000	200.000	5/27/2015
1060	Joliet 29	MW-08	iron	10.000	5.000	2/10/2015
1061	Joliet 29	MW-08	manganese	1.100	0.150	2/10/2015
1062	Joliet 29	MW-08	Nickel	0.190	0.100	2/10/2015
1063	Joliet 29	MW-08	sulfate	600.000	400.000	2/10/2015
1064	Joliet 29	MW-08	TDS	2000.000	1200.000	2/10/2015
1065	Joliet 29	MW-09	chloride	230.000	200.000	10/23/2014
1066	Joliet 29	MW-09	chloride	390.000	200.000	2/10/2015
1067	Joliet 29	MW-09	chloride	340.000	200.000	5/27/2015
1068	Joliet 29	MW-09	chloride	220.000	200.000	10/27/2015
1069	Joliet 29	MW-09	iron	45.000	5.000	10/23/2014
1070	Joliet 29	MW-09	iron	23.000	5.000	2/10/2015
1071	Joliet 29	MW-09	iron	140.000	5.000	5/27/2015
1072	Joliet 29	MW-09	iron	140.000	5.000	5/27/2015
1073	Joliet 29	MW-09	iron	3400.000	5.000	5/11/2016
1074	Joliet 29	MW-09	iron	900.000	5.000	11/1/2016
1075	Joliet 29	MW-09	iron	250.000	5.000	2/8/2017
1076	Joliet 29	MW-09	iron	1000.000	5.000	4/25/2017
1077	Joliet 29	MW-09	manganese	0.380	0.150	10/23/2014
1078	Joliet 29	MW-09	manganese	0.540	0.150	2/10/2015
1079	Joliet 29	MW-09	manganese	0.660	0.150	5/27/2015
1080	Joliet 29	MW-09	manganese	0.660	0.150	5/27/2015
1081	Joliet 29	MW-09	manganese	1.400	0.150	8/4/2015
1082	Joliet 29	MW-09	manganese	0.790	0.150	10/27/2015
1083	Joliet 29	MW-09	manganese	2.300	0.150	2/9/2016
1084	Joliet 29	MW-09	manganese	6.000	0.150	5/11/2016
1085	Joliet 29	MW-09	manganese	3.700	0.150	8/30/2016
1086	Joliet 29	MW-09	manganese	1.600	0.150	11/1/2016
1087	Joliet 29	MW-09	manganese	0.610	0.150	2/8/2017
1088	Joliet 29	MW-09	manganese	1.900	0.150	4/25/2017
1089	Joliet 29	MW-09	Nickel	0.170	0.100	5/11/2016

Electronic Filing: Received, Clerk's Office 10/20/2017

1090	Joliet 29	MW-09	Nickel	0.140	0.100	8/30/2016
1091	Joliet 29	MW-09	sulfate	960.000	400.000	10/23/2014
1092	Joliet 29	MW-09	sulfate	820.000	400.000	2/10/2015
1093	Joliet 29	MW-09	sulfate	1100.000	400.000	5/27/2015
1094	Joliet 29	MW-09	TDS	1700.000	1200.000	10/23/2014
1095	Joliet 29	MW-09	TDS	2400.000	1200.000	2/10/2015
1096	Joliet 29	MW-09	TDS	3100.000	1200.000	5/27/2015
1097	Joliet 29	MW-09	TDS	3100.000	1200.000	5/27/2015
1098	Joliet 29	MW-09	TDS	3900.000	1200.000	8/4/2015
1099	Joliet 29	MW-09	TDS	2600.000	1200.000	10/27/2015
1100	Joliet 29	MW-09	TDS	4700.000	1200.000	2/9/2016
1101	Joliet 29	MW-09	TDS	19000.000	1200.000	5/11/2016
1102	Joliet 29	MW-09	TDS	15000.000	1200.000	8/30/2016
1103	Joliet 29	MW-09	TDS	6100.000	1200.000	11/1/2016
1104	Joliet 29	MW-09	TDS	2800.000	1200.000	2/8/2017
1105	Joliet 29	MW-09	TDS	6500.000	1200.000	4/25/2017
1106	Joliet 29	MW-10	chloride	210.000	200.000	2/11/2015
1107	Joliet 29	MW-10	chloride	320.000	200.000	5/28/2015
1108	Joliet 29	MW-10	chloride	210.000	200.000	10/28/2015
1109	Joliet 29	MW-10	chloride	290.000	200.000	5/12/2016
1110	Joliet 29	MW-10	chloride	210.000	200.000	4/26/2017
1111	Joliet 29	MW-11	chloride	270.000	200.000	2/11/2015
1112	Joliet 29	MW-11	chloride	290.000	200.000	5/28/2015
1113	Joliet 29	MW-11	chloride	230.000	200.000	2/11/2016
1114	Joliet 29	MW-11	chloride	240.000	200.000	5/11/2016
1115	Joliet 29	MW-11	chloride	240.000	200.000	2/7/2017
1116	Joliet 29	MW-11	manganese	0.270	0.150	2/11/2015
1117	Joliet 29	MW-11	Nickel	0.160	0.100	2/11/2015
1118	Joliet 29	MW-11	TDS	1300.000	1200.000	2/11/2015
1119	Powerton	MW-06	chloride	230.000	200.000	5/11/2015
1120	Powerton	MW-06	chloride	210.000	200.000	8/16/2016
1121	Powerton	MW-06	chloride	210.000	200.000	11/17/2016
1122	Powerton	MW-06	manganese	0.900	0.150	5/11/2015
1123	Powerton	MW-06	manganese	1.200	0.150	8/18/2015
1124	Powerton	MW-06	manganese	0.980	0.150	11/17/2015
1125	Powerton	MW-06	manganese	0.870	0.150	2/23/2016
1126	Powerton	MW-06	manganese	0.850	0.150	5/17/2016
1127	Powerton	MW-06	manganese	0.570	0.150	8/16/2016
1128	Powerton	MW-06	manganese	0.790	0.150	11/16/2016
1129	Powerton	MW-06	manganese	1.000	0.150	2/16/2017
1130	Powerton	MW-06	manganese	0.860	0.150	5/2/2017
1131	Powerton	MW-06	sulfate	490.000	400.000	11/17/2015
1132	Powerton	MW-06	sulfate	500.000	400.000	5/17/2016
1133	Powerton	MW-06	sulfate	470.000	400.000	11/16/2016
1134	Powerton	MW-06	sulfate	420.000	400.000	5/2/2017
1135	Powerton	MW-06	TDS	1400.000	1200.000	8/18/2015
1136	Powerton	MW-06	TDS	1400.000	1200.000	5/17/2016
1137	Powerton	MW-07	arsenic	0.180	0.010	5/11/2015
1138	Powerton	MW-07	arsenic	0.230	0.010	8/18/2015
1139	Powerton	MW-07	arsenic	0.130	0.010	11/16/2015
1140	Powerton	MW-07	arsenic	0.210	0.010	2/24/2016
1141	Powerton	MW-07	arsenic	0.130	0.010	5/18/2016

Electronic Filing: Received, Clerk's Office 10/20/2017

1142	Powerton	MW-07	arsenic	0.140	0.010	8/19/2016
1143	Powerton	MW-07	arsenic	0.180	0.010	11/16/2016
1144	Powerton	MW-07	arsenic	0.190	0.010	2/16/2017
1145	Powerton	MW-07	arsenic	0.120	0.010	5/2/2017
1146	Powerton	MW-07	iron	9.500	5.000	5/11/2015
1147	Powerton	MW-07	iron	38.000	5.000	8/18/2015
1148	Powerton	MW-07	iron	12.000	5.000	11/16/2015
1149	Powerton	MW-07	iron	33.000	5.000	2/24/2016
1150	Powerton	MW-07	iron	9.200	5.000	5/18/2016
1151	Powerton	MW-07	iron	14.000	5.000	8/19/2016
1152	Powerton	MW-07	iron	22.000	5.000	11/16/2016
1153	Powerton	MW-07	iron	20.000	5.000	2/16/2017
1154	Powerton	MW-07	iron	13.000	5.000	5/2/2017
1155	Powerton	MW-07	manganese	5.900	0.150	5/11/2015
1156	Powerton	MW-07	manganese	15.000	0.150	8/18/2015
1157	Powerton	MW-07	manganese	6.200	0.150	11/16/2015
1158	Powerton	MW-07	manganese	13.000	0.150	2/24/2016
1159	Powerton	MW-07	manganese	3.000	0.150	5/18/2016
1160	Powerton	MW-07	manganese	7.100	0.150	8/19/2016
1161	Powerton	MW-07	manganese	7.800	0.150	11/16/2016
1162	Powerton	MW-07	manganese	8.600	0.150	2/16/2017
1163	Powerton	MW-07	manganese	5.500	0.150	5/2/2017
1164	Powerton	MW-07	TDS	1300.000	1200.000	8/18/2015
1165	Powerton	MW-07	TDS	1300.000	1200.000	2/24/2016
1166	Powerton	MW-07	TDS	1400.000	1200.000	8/19/2016
1167	Powerton	MW-08	chloride	270.000	200.000	5/11/2015
1168	Powerton	MW-08	chloride	250.000	200.000	8/18/2015
1169	Powerton	MW-08	chloride	260.000	200.000	8/17/2016
1170	Powerton	MW-08	chloride	300.000	200.000	11/15/2016
1171	Powerton	MW-08	chloride	360.000	200.000	2/16/2017
1172	Powerton	MW-08	chloride	300.000	200.000	5/2/2017
1173	Powerton	MW-08	manganese	0.780	0.150	8/18/2015
1174	Powerton	MW-08	manganese	0.210	0.150	11/18/2015
1175	Powerton	MW-08	manganese	0.230	0.150	2/25/2016
1176	Powerton	MW-08	manganese	0.230	0.150	5/18/2016
1177	Powerton	MW-08	manganese	0.280	0.150	8/17/2016
1178	Powerton	MW-08	manganese	0.380	0.150	11/15/2016
1179	Powerton	MW-08	manganese	0.430	0.150	2/16/2017
1180	Powerton	MW-08	manganese	0.580	0.150	5/2/2017
1181	Powerton	MW-08	sulfate	530.000	400.000	11/18/2015
1182	Powerton	MW-08	TDS	1400.000	1200.000	8/17/2016
1183	Powerton	MW-08	TDS	1300.000	1200.000	11/15/2016
1184	Powerton	MW-08	TDS	1400.000	1200.000	2/16/2017
1185	Powerton	MW-08	TDS	1300.000	1200.000	5/2/2017
1186	Powerton	MW-09	boron	3.200	2.000	5/12/2015
1187	Powerton	MW-09	boron	3.300	2.000	8/19/2015
1188	Powerton	MW-09	boron	2.200	2.000	11/18/2015
1189	Powerton	MW-09	boron	2.300	2.000	2/25/2016
1190	Powerton	MW-09	boron	2.700	2.000	8/17/2016
1191	Powerton	MW-09	boron	3.800	2.000	11/17/2016
1192	Powerton	MW-09	boron	3.000	2.000	2/15/2017
1193	Powerton	MW-09	boron	3.400	2.000	5/3/2017

Electronic Filing: Received, Clerk's Office 10/20/2017

1194	Powerton	MW-09	Nitrogen/Nitrate	11.000	10.000	8/19/2015
1195	Powerton	MW-10	manganese	1.700	0.150	5/14/2015
1196	Powerton	MW-10	manganese	0.940	0.150	8/18/2015
1197	Powerton	MW-10	manganese	1.400	0.150	11/18/2015
1198	Powerton	MW-10	manganese	1.600	0.150	2/24/2016
1199	Powerton	MW-10	manganese	2.300	0.150	5/18/2016
1200	Powerton	MW-10	manganese	1.400	0.150	8/19/2016
1201	Powerton	MW-10	manganese	1.300	0.150	11/16/2016
1202	Powerton	MW-10	manganese	1.100	0.150	2/15/2017
1203	Powerton	MW-10	manganese	3.300	0.150	5/2/2017
1204	Powerton	MW-11	arsenic	0.052	0.010	5/12/2015
1205	Powerton	MW-11	arsenic	0.027	0.010	8/19/2015
1206	Powerton	MW-11	arsenic	0.015	0.010	11/19/2015
1207	Powerton	MW-11	arsenic	0.011	0.010	5/20/2016
1208	Powerton	MW-11	arsenic	0.015	0.010	8/17/2016
1209	Powerton	MW-11	manganese	7.800	0.150	5/12/2015
1210	Powerton	MW-11	manganese	5.900	0.150	8/19/2015
1211	Powerton	MW-11	manganese	4.100	0.150	11/19/2015
1212	Powerton	MW-11	manganese	3.600	0.150	2/26/2016
1213	Powerton	MW-11	manganese	3.900	0.150	5/20/2016
1214	Powerton	MW-11	manganese	4.200	0.150	8/17/2016
1215	Powerton	MW-11	manganese	4.000	0.150	11/17/2016
1216	Powerton	MW-11	manganese	3.700	0.150	2/16/2017
1217	Powerton	MW-11	manganese	4.100	0.150	5/3/2017
1218	Powerton	MW-11	sulfate	410.000	400.000	5/3/2017
1219	Powerton	MW-11	TDS	1300.000	1200.000	5/3/2017
1220	Powerton	MW-12	arsenic	0.013	0.010	11/18/2016
1221	Powerton	MW-12	chloride	230.000	200.000	5/12/2015
1222	Powerton	MW-12	chloride	220.000	200.000	8/19/2015
1223	Powerton	MW-12	chloride	220.000	200.000	11/19/2015
1224	Powerton	MW-12	chloride	210.000	200.000	2/26/2016
1225	Powerton	MW-12	chloride	210.000	200.000	8/18/2016
1226	Powerton	MW-12	manganese	0.630	0.150	5/15/2015
1227	Powerton	MW-12	manganese	0.160	0.150	8/19/2015
1228	Powerton	MW-12	manganese	1.200	0.150	11/19/2015
1229	Powerton	MW-12	manganese	0.510	0.150	5/20/2016
1230	Powerton	MW-12	manganese	1.000	0.150	8/18/2016
1231	Powerton	MW-12	manganese	0.960	0.150	11/18/2016
1232	Powerton	MW-12	sulfate	530.000	400.000	5/12/2015
1233	Powerton	MW-12	sulfate	750.000	400.000	11/19/2015
1234	Powerton	MW-12	sulfate	580.000	400.000	2/26/2016
1235	Powerton	MW-12	sulfate	570.000	400.000	5/20/2016
1236	Powerton	MW-12	sulfate	600.000	400.000	8/18/2016
1237	Powerton	MW-12	sulfate	550.000	400.000	2/16/2017
1238	Powerton	MW-12	sulfate	450.000	400.000	5/3/2017
1239	Powerton	MW-12	TDS	1400.000	1200.000	5/12/2015
1240	Powerton	MW-12	TDS	1300.000	1200.000	8/19/2015
1241	Powerton	MW-12	TDS	1400.000	1200.000	11/19/2015
1242	Powerton	MW-12	TDS	1300.000	1200.000	2/26/2016
1243	Powerton	MW-12	TDS	1700.000	1200.000	5/20/2016
1244	Powerton	MW-12	TDS	1300.000	1200.000	8/18/2016
1245	Powerton	MW-13	arsenic	0.033	0.010	5/13/2015

Electronic Filing: Received, Clerk's Office 10/20/2017

1246	Powerton	MW-13	arsenic	0.030	0.010	8/19/2015
1247	Powerton	MW-13	arsenic	0.027	0.010	11/19/2015
1248	Powerton	MW-13	arsenic	0.027	0.010	2/24/2016
1249	Powerton	MW-13	arsenic	0.033	0.010	5/19/2016
1250	Powerton	MW-13	arsenic	0.027	0.010	8/18/2016
1251	Powerton	MW-13	arsenic	0.028	0.010	11/17/2016
1252	Powerton	MW-13	arsenic	0.024	0.010	2/17/2017
1253	Powerton	MW-13	arsenic	0.028	0.010	5/4/2017
1254	Powerton	MW-13	boron	3.800	2.000	5/13/2015
1255	Powerton	MW-13	boron	3.600	2.000	8/19/2015
1256	Powerton	MW-13	boron	3.200	2.000	11/19/2015
1257	Powerton	MW-13	boron	3.700	2.000	2/24/2016
1258	Powerton	MW-13	boron	2.900	2.000	5/19/2016
1259	Powerton	MW-13	boron	3.000	2.000	8/18/2016
1260	Powerton	MW-13	boron	3.700	2.000	11/17/2016
1261	Powerton	MW-13	boron	3.000	2.000	2/17/2017
1262	Powerton	MW-13	boron	3.000	2.000	5/4/2017
1263	Powerton	MW-13	manganese	3.900	0.150	5/13/2015
1264	Powerton	MW-13	manganese	4.700	0.150	8/19/2015
1265	Powerton	MW-13	manganese	4.300	0.150	11/19/2015
1266	Powerton	MW-13	manganese	4.500	0.150	2/24/2016
1267	Powerton	MW-13	manganese	4.400	0.150	5/19/2016
1268	Powerton	MW-13	manganese	4.900	0.150	8/18/2016
1269	Powerton	MW-13	manganese	5.000	0.150	11/17/2016
1270	Powerton	MW-13	manganese	4.500	0.150	2/17/2017
1271	Powerton	MW-13	manganese	5.200	0.150	5/4/2017
1272	Powerton	MW-13	sulfate	1100.000	250.000	5/13/2015
1273	Powerton	MW-13	sulfate	1300.000	250.000	8/19/2015
1274	Powerton	MW-13	sulfate	1700.000	250.000	11/19/2015
1275	Powerton	MW-13	sulfate	1300.000	250.000	2/24/2016
1276	Powerton	MW-13	sulfate	1200.000	250.000	5/19/2016
1277	Powerton	MW-13	sulfate	1500.000	250.000	8/18/2016
1278	Powerton	MW-13	sulfate	1700.000	250.000	11/17/2016
1279	Powerton	MW-13	sulfate	1700.000	250.000	2/17/2017
1280	Powerton	MW-13	sulfate	1800.000	250.000	5/4/2017
1281	Powerton	MW-13	TDS	2200.000	1200.000	10/29/2014
1282	Powerton	MW-13	TDS	2300.000	1200.000	2/26/2015
1283	Powerton	MW-13	TDS	2600.000	1200.000	5/13/2015
1284	Powerton	MW-13	TDS	2500.000	1200.000	8/19/2015
1285	Powerton	MW-13	TDS	2400.000	1200.000	11/19/2015
1286	Powerton	MW-13	TDS	2600.000	1200.000	2/24/2016
1287	Powerton	MW-13	TDS	2800.000	1200.000	5/19/2016
1288	Powerton	MW-13	TDS	3300.000	1200.000	8/18/2016
1289	Powerton	MW-13	TDS	3400.000	1200.000	11/17/2016
1290	Powerton	MW-13	TDS	3500.000	1200.000	2/17/2017
1291	Powerton	MW-13	TDS	3500.000	1200.000	5/4/2017
1292	Powerton	MW-14	boron	2.200	2.000	10/29/2014
1293	Powerton	MW-14	boron	2.200	2.000	2/26/2015
1294	Powerton	MW-14	boron	2.500	2.000	11/15/2015
1295	Powerton	MW-14	boron	2.300	2.000	2/24/2016
1296	Powerton	MW-14	boron	2.200	2.000	5/19/2016
1297	Powerton	MW-14	boron	2.300	2.000	2/17/2017

Electronic Filing: Received, Clerk's Office 10/20/2017

1298	Powerton	MW-14	boron	2.500	2.000	5/4/2017
1299	Powerton	MW-14	iron	5.300	5.000	10/29/2014
1300	Powerton	MW-14	manganese	1.300	0.150	10/29/2014
1301	Powerton	MW-14	manganese	0.320	0.150	8/19/2015
1302	Powerton	MW-14	manganese	1.200	0.150	11/18/2015
1303	Powerton	MW-14	manganese	0.250	0.150	5/19/2016
1304	Powerton	MW-14	manganese	0.260	0.150	8/18/2016
1305	Powerton	MW-14	manganese	0.810	0.150	11/17/2016
1306	Powerton	MW-14	manganese	1.800	0.150	2/17/2017
1307	Powerton	MW-14	manganese	1.700	0.150	5/4/2017
1308	Powerton	MW-14	sulfate	1300.000	400.000	10/29/2014
1309	Powerton	MW-14	sulfate	850.000	400.000	2/26/2015
1310	Powerton	MW-14	sulfate	1200.000	400.000	5/13/2015
1311	Powerton	MW-14	sulfate	1000.000	400.000	8/19/2015
1312	Powerton	MW-14	sulfate	1200.000	400.000	11/18/2015
1313	Powerton	MW-14	sulfate	730.000	400.000	2/24/2016
1314	Powerton	MW-14	sulfate	650.000	400.000	5/19/2016
1315	Powerton	MW-14	sulfate	1000.000	400.000	8/18/2016
1316	Powerton	MW-14	sulfate	1200.000	400.000	11/17/2016
1317	Powerton	MW-14	sulfate	1500.000	400.000	2/17/2017
1318	Powerton	MW-14	sulfate	1700.000	400.000	5/4/2017
1319	Powerton	MW-14	TDS	2200.000	1200.000	10/29/2014
1320	Powerton	MW-14	TDS	2200.000	1200.000	2/26/2015
1321	Powerton	MW-14	TDS	2700.000	1200.000	5/13/2015
1322	Powerton	MW-14	TDS	2400.000	1200.000	8/19/2015
1323	Powerton	MW-14	TDS	2300.000	1200.000	11/18/2015
1324	Powerton	MW-14	TDS	1800.000	1200.000	2/24/2016
1325	Powerton	MW-14	TDS	1800.000	1200.000	5/19/2016
1326	Powerton	MW-14	TDS	2300.000	1200.000	8/18/2016
1327	Powerton	MW-14	TDS	2900.000	1200.000	11/17/2016
1328	Powerton	MW-14	TDS	3200.000	1200.000	2/17/2017
1329	Powerton	MW-14	TDS	3600.000	1200.000	5/4/2017
1330	Powerton	MW-15	boron	2.400	2.000	2/25/2016
1331	Powerton	MW-15	chloride	230.000	200.000	10/28/2014
1332	Powerton	MW-15	chloride	240.000	200.000	2/26/2015
1333	Powerton	MW-15	chloride	230.000	200.000	5/14/2015
1334	Powerton	MW-15	chloride	230.000	200.000	5/19/2016
1335	Powerton	MW-15	manganese	0.870	0.150	10/28/2014
1336	Powerton	MW-15	manganese	0.400	0.150	2/26/2015
1337	Powerton	MW-15	manganese	0.420	0.150	5/14/2015
1338	Powerton	MW-15	manganese	0.180	0.150	8/19/2015
1339	Powerton	MW-15	manganese	1.300	0.150	11/18/2015
1340	Powerton	MW-15	manganese	0.590	0.150	5/19/2016
1341	Powerton	MW-15	manganese	0.520	0.150	8/18/2016
1342	Powerton	MW-15	manganese	0.190	0.150	11/17/2016
1343	Powerton	MW-15	manganese	0.430	0.150	2/17/2017
1344	Powerton	MW-15	manganese	0.670	0.150	5/4/2017
1345	Powerton	MW-15	sulfate	660.000	400.000	10/28/2014
1346	Powerton	MW-15	sulfate	460.000	400.000	2/26/2015
1347	Powerton	MW-15	sulfate	930.000	400.000	5/14/2015
1348	Powerton	MW-15	sulfate	640.000	400.000	8/19/2015
1349	Powerton	MW-15	sulfate	1500.000	400.000	11/18/2015

Electronic Filing: Received, Clerk's Office 10/20/2017

1350	Powerton	MW-15	sulfate	670.000	400.000	2/25/2016
1351	Powerton	MW-15	sulfate	1100.000	400.000	5/19/2016
1352	Powerton	MW-15	sulfate	620.000	400.000	8/18/2016
1353	Powerton	MW-15	sulfate	570.000	400.000	11/17/2016
1354	Powerton	MW-15	sulfate	610.000	400.000	2/17/2017
1355	Powerton	MW-15	sulfate	480.000	400.000	5/4/2017
1356	Powerton	MW-15	TDS	1600.000	1200.000	10/28/2014
1357	Powerton	MW-15	TDS	1400.000	1200.000	2/26/2015
1358	Powerton	MW-15	TDS	2500.000	1200.000	5/14/2015
1359	Powerton	MW-15	TDS	1900.000	1200.000	8/19/2015
1360	Powerton	MW-15	TDS	2400.000	1200.000	11/18/2015
1361	Powerton	MW-15	TDS	1600.000	1200.000	2/25/2016
1362	Powerton	MW-15	TDS	2800.000	1200.000	5/19/2016
1363	Powerton	MW-15	TDS	1900.000	1200.000	8/18/2016
1364	Powerton	MW-15	TDS	1900.000	1200.000	11/17/2016
1365	Powerton	MW-15	TDS	1700.000	1200.000	2/17/2017
1366	Powerton	MW-15	TDS	1500.000	1200.000	5/4/2017
1367	Powerton	MW-16	Nitrogen/Nitrate	28.000	10.000	10/30/2014
1368	Powerton	MW-16	Nitrogen/Nitrate	28.000	10.000	2/24/2015
1369	Powerton	MW-16	Nitrogen/Nitrate	24.000	10.000	5/12/2015
1370	Powerton	MW-16	Nitrogen/Nitrate	19.000	10.000	8/18/2015
1371	Powerton	MW-16	Nitrogen/Nitrate	17.000	10.000	11/16/2015
1372	Powerton	MW-16	Nitrogen/Nitrate	16.000	10.000	2/24/2016
1373	Powerton	MW-16	Nitrogen/Nitrate	22.000	10.000	5/16/2016
1374	Powerton	MW-16	Nitrogen/Nitrate	25.000	10.000	8/19/2016
1375	Powerton	MW-16	Nitrogen/Nitrate	27.000	10.000	11/16/2016
1376	Powerton	MW-16	Nitrogen/Nitrate	23.000	10.000	2/15/2017
1377	Powerton	MW-16	Nitrogen/Nitrate	27.000	10.000	5/2/2017
1378	Waukegan	MW-01	arsenic	0.031	0.010	3/10/2014
1379	Waukegan	MW-01	arsenic	0.036	0.010	5/16/2014
1380	Waukegan	MW-01	arsenic	0.019	0.010	8/21/2014
1381	Waukegan	MW-01	arsenic	0.210	0.010	11/6/2014
1382	Waukegan	MW-01	arsenic	0.050	0.010	2/17/2015
1383	Waukegan	MW-01	arsenic	0.056	0.010	4/21/2015
1384	Waukegan	MW-01	arsenic	0.034	0.010	8/12/2015
1385	Waukegan	MW-01	arsenic	0.073	0.010	11/2/2015
1386	Waukegan	MW-01	arsenic	0.120	0.010	3/1/2016
1387	Waukegan	MW-01	arsenic	0.110	0.010	5/4/2016
1388	Waukegan	MW-01	arsenic	0.120	0.010	8/23/2016
1389	Waukegan	MW-01	arsenic	0.150	0.010	12/5/2016
1390	Waukegan	MW-01	arsenic	0.140	0.010	2/21/2017
1391	Waukegan	MW-01	arsenic	0.110	0.010	5/15/2017
1392	Waukegan	MW-01	boron	2.200	2.000	11/6/2014
1393	Waukegan	MW-01	boron	2.100	2.000	5/4/2016
1394	Waukegan	MW-01	boron	2.100	2.000	8/23/2016
1395	Waukegan	MW-01	boron	2.100	2.000	2/21/2017
1396	Waukegan	MW-01	boron	2.300	2.000	5/15/2017
1397	Waukegan	MW-01	Vanadium	0.120	0.049	2/17/2015
1398	Waukegan	MW-01	Vanadium	0.091	0.049	4/21/2015
1399	Waukegan	MW-01	Vanadium	0.092	0.049	8/12/2015
1400	Waukegan	MW-01	Vanadium	0.100	0.049	11/2/2015
1401	Waukegan	MW-01	Vanadium	0.071	0.049	3/1/2016

Electronic Filing: Received, Clerk's Office 10/20/2017

1402	Waukegan	MW-01	Vanadium	0.071	0.049	5/4/2016
1403	Waukegan	MW-01	Vanadium	0.095	0.049	8/23/2016
1404	Waukegan	MW-01	Vanadium	0.091	0.049	12/5/2016
1405	Waukegan	MW-02	arsenic	0.310	0.010	3/10/2014
1406	Waukegan	MW-02	arsenic	0.036	0.010	5/15/2014
1407	Waukegan	MW-02	arsenic	0.019	0.010	8/21/2014
1408	Waukegan	MW-02	arsenic	0.210	0.010	11/6/2014
1409	Waukegan	MW-02	arsenic	0.050	0.010	2/17/2015
1410	Waukegan	MW-02	arsenic	0.056	0.010	4/21/2015
1411	Waukegan	MW-02	arsenic	0.042	0.010	8/12/2015
1412	Waukegan	MW-02	arsenic	0.015	0.010	11/2/2015
1413	Waukegan	MW-02	arsenic	0.015	0.010	12/5/2016
1414	Waukegan	MW-02	arsenic	0.026	0.010	2/21/2017
1415	Waukegan	MW-02	arsenic	0.016	0.010	5/15/2017
1416	Waukegan	MW-02	boron	2.800	2.000	3/10/2014
1417	Waukegan	MW-02	boron	2.600	2.000	5/16/2014
1418	Waukegan	MW-02	boron	3.000	2.000	8/21/2014
1419	Waukegan	MW-02	boron	3.000	2.000	11/6/2014
1420	Waukegan	MW-02	boron	3.200	2.000	2/17/2015
1421	Waukegan	MW-02	boron	2.900	2.000	4/21/2015
1422	Waukegan	MW-02	boron	2.500	2.000	8/12/2015
1423	Waukegan	MW-02	boron	2.500	2.000	11/2/2015
1424	Waukegan	MW-02	boron	3.600	2.000	3/1/2016
1425	Waukegan	MW-02	boron	3.300	2.000	5/4/2016
1426	Waukegan	MW-02	boron	3.000	2.000	8/23/2016
1427	Waukegan	MW-02	boron	3.000	2.000	12/5/2016
1428	Waukegan	MW-02	boron	2.900	2.000	2/21/2017
1429	Waukegan	MW-02	boron	3.400	2.000	5/15/2017
1430	Waukegan	MW-02	manganese	0.160	0.150	5/15/2014
1431	Waukegan	MW-03	arsenic	0.016	0.010	2/21/2017
1432	Waukegan	MW-03	boron	2.300	2.000	11/6/2014
1433	Waukegan	MW-03	boron	2.700	2.000	3/1/2016
1434	Waukegan	MW-03	boron	2.400	2.000	5/4/2016
1435	Waukegan	MW-03	boron	2.700	2.000	12/5/2016
1436	Waukegan	MW-03	boron	2.100	2.000	2/21/2017
1437	Waukegan	MW-03	boron	3.500	2.000	5/16/2017
1438	Waukegan	MW-04	arsenic	0.018	0.010	2/22/2017
1439	Waukegan	MW-04	boron	3.000	2.000	3/11/2014
1440	Waukegan	MW-04	boron	2.700	2.000	5/16/2014
1441	Waukegan	MW-04	boron	2.900	2.000	12/5/2016
1442	Waukegan	MW-04	boron	2.400	2.000	2/22/2017
1443	Waukegan	MW-04	boron	2.600	2.000	5/16/2017
1444	Waukegan	MW-05	arsenic	0.017	0.010	4/20/2015
1445	Waukegan	MW-05	arsenic	0.013	0.010	12/7/2016
1446	Waukegan	MW-05	arsenic	0.040	0.010	2/22/2017
1447	Waukegan	MW-05	boron	31.000	2.000	3/11/2014
1448	Waukegan	MW-05	boron	36.000	2.000	5/16/2014
1449	Waukegan	MW-05	boron	35.000	2.000	8/21/2014
1450	Waukegan	MW-05	boron	36.000	2.000	11/5/2014
1451	Waukegan	MW-05	boron	32.000	2.000	2/17/2015
1452	Waukegan	MW-05	boron	24.000	2.000	4/20/2015
1453	Waukegan	MW-05	boron	11.000	2.000	8/13/2015

Electronic Filing: Received, Clerk's Office 10/20/2017

1454	Waukegan	MW-05	boron	12.000	2.000	11/3/2015
1455	Waukegan	MW-05	boron	14.000	2.000	3/2/2016
1456	Waukegan	MW-05	boron	23.000	2.000	5/2/2016
1457	Waukegan	MW-05	boron	43.000	2.000	8/24/2016
1458	Waukegan	MW-05	boron	49.000	2.000	12/7/2016
1459	Waukegan	MW-05	boron	5.000	2.000	2/22/2017
1460	Waukegan	MW-05	boron	7.700	2.000	5/15/2017
1461	Waukegan	MW-05	chloride	270.000	200.000	4/20/2015
1462	Waukegan	MW-05	chloride	720.000	200.000	8/13/2015
1463	Waukegan	MW-05	chloride	370.000	200.000	11/3/2015
1464	Waukegan	MW-05	chloride	300.000	200.000	3/2/2016
1465	Waukegan	MW-05	iron	5.500	5.000	3/11/2014
1466	Waukegan	MW-05	iron	5.500	5.000	5/16/2014
1467	Waukegan	MW-05	iron	8.600	5.000	11/5/2014
1468	Waukegan	MW-05	iron	7.200	5.000	2/17/2015
1469	Waukegan	MW-05	iron	6.900	5.000	4/20/2015
1470	Waukegan	MW-05	iron	13.000	5.000	8/24/2016
1471	Waukegan	MW-05	iron	8.900	5.000	12/7/2016
1472	Waukegan	MW-05	iron	15.000	5.000	2/22/2017
1473	Waukegan	MW-05	manganese	0.620	0.150	3/11/2014
1474	Waukegan	MW-05	manganese	0.490	0.150	5/16/2014
1475	Waukegan	MW-05	manganese	0.650	0.150	8/21/2014
1476	Waukegan	MW-05	manganese	0.620	0.150	11/5/2014
1477	Waukegan	MW-05	manganese	0.460	0.150	2/17/2015
1478	Waukegan	MW-05	manganese	0.630	0.150	4/20/2015
1479	Waukegan	MW-05	manganese	0.180	0.150	8/13/2015
1480	Waukegan	MW-05	manganese	0.200	0.150	11/3/2015
1481	Waukegan	MW-05	manganese	0.170	0.150	3/2/2016
1482	Waukegan	MW-05	manganese	0.320	0.150	5/2/2016
1483	Waukegan	MW-05	manganese	0.650	0.150	8/24/2016
1484	Waukegan	MW-05	manganese	0.530	0.150	12/7/2016
1485	Waukegan	MW-05	manganese	0.540	0.150	2/22/2017
1486	Waukegan	MW-05	sulfate	640.000	400.000	3/11/2014
1487	Waukegan	MW-05	sulfate	630.000	400.000	5/16/2014
1488	Waukegan	MW-05	sulfate	640.000	400.000	8/21/2014
1489	Waukegan	MW-05	sulfate	840.000	400.000	11/5/2014
1490	Waukegan	MW-05	sulfate	660.000	400.000	2/14/2015
1491	Waukegan	MW-05	sulfate	700.000	400.000	4/20/2015
1492	Waukegan	MW-05	sulfate	1200.000	400.000	8/13/2015
1493	Waukegan	MW-05	sulfate	910.000	400.000	11/3/2015
1494	Waukegan	MW-05	sulfate	700.000	400.000	2/22/2017
1495	Waukegan	MW-05	sulfate	1100.000	400.000	5/16/2017
1496	Waukegan	MW-05	TDS	1400.000	1200.000	3/11/2014
1497	Waukegan	MW-05	TDS	1500.000	1200.000	5/16/2014
1498	Waukegan	MW-05	TDS	1600.000	1200.000	8/21/2014
1499	Waukegan	MW-05	TDS	1500.000	1200.000	11/5/2014
1500	Waukegan	MW-05	TDS	11700.000	1200.000	2/14/2015
1501	Waukegan	MW-05	TDS	2200.000	1200.000	4/20/2015
1502	Waukegan	MW-05	TDS	3500.000	1200.000	8/13/2015
1503	Waukegan	MW-05	TDS	2700.000	1200.000	11/3/2015
1504	Waukegan	MW-05	TDS	1700.000	1200.000	2/22/2017
1505	Waukegan	MW-05	TDS	2600.000	1200.000	5/16/2017

Electronic Filing: Received, Clerk's Office 10/20/2017

1506	Waukegan	MW-06	boron	2.200	2.000	5/15/2014
1507	Waukegan	MW-06	boron	2.900	2.000	8/21/2014
1508	Waukegan	MW-06	boron	3.700	2.000	11/5/2014
1509	Waukegan	MW-06	boron	3.500	2.000	2/18/2015
1510	Waukegan	MW-06	boron	8.900	2.000	2/22/2017
1511	Waukegan	MW-06	iron	9.200	5.000	8/21/2014
1512	Waukegan	MW-06	iron	6.700	5.000	11/5/2014
1513	Waukegan	MW-06	iron	7.600	5.000	2/18/2015
1514	Waukegan	MW-06	iron	5.200	5.000	11/3/2015
1515	Waukegan	MW-06	iron	12.000	5.000	2/22/2017
1516	Waukegan	MW-06	iron	7.700	5.000	5/15/2017
1517	Waukegan	MW-06	manganese	0.170	0.150	5/15/2014
1518	Waukegan	MW-06	manganese	0.380	0.150	8/21/2014
1519	Waukegan	MW-06	manganese	0.440	0.150	11/5/2014
1520	Waukegan	MW-06	manganese	0.380	0.150	2/18/2015
1521	Waukegan	MW-06	manganese	0.190	0.150	4/20/2015
1522	Waukegan	MW-06	manganese	0.240	0.150	8/12/2015
1523	Waukegan	MW-06	manganese	0.260	0.150	11/3/2015
1524	Waukegan	MW-06	manganese	0.470	0.150	2/22/2017
1525	Waukegan	MW-06	manganese	0.200	0.150	5/15/2017
1526	Waukegan	MW-07	arsenic	0.011	0.010	8/21/2014
1527	Waukegan	MW-07	arsenic	0.011	0.010	2/17/2015
1528	Waukegan	MW-07	arsenic	0.014	0.010	4/20/2015
1529	Waukegan	MW-07	arsenic	0.011	0.010	11/3/2015
1530	Waukegan	MW-07	boron	39.000	2.000	3/10/2014
1531	Waukegan	MW-07	boron	27.000	2.000	5/15/2014
1532	Waukegan	MW-07	boron	40.000	2.000	8/21/2014
1533	Waukegan	MW-07	boron	41.000	2.000	11/15/2014
1534	Waukegan	MW-07	boron	37.000	2.000	2/17/2015
1535	Waukegan	MW-07	boron	37.000	2.000	4/20/2015
1536	Waukegan	MW-07	boron	32.000	2.000	8/12/2015
1537	Waukegan	MW-07	boron	26.000	2.000	11/3/2015
1538	Waukegan	MW-07	boron	49.000	2.000	2/22/2017
1539	Waukegan	MW-07	boron	50.000	2.000	5/16/2017
1540	Waukegan	MW-07	iron	11.000	5.000	3/10/2014
1541	Waukegan	MW-07	iron	12.000	5.000	5/15/2014
1542	Waukegan	MW-07	iron	11.000	5.000	8/21/2014
1543	Waukegan	MW-07	iron	12.000	5.000	2/17/2015
1544	Waukegan	MW-07	iron	14.000	5.000	4/20/2015
1545	Waukegan	MW-07	iron	11.000	5.000	8/12/2015
1546	Waukegan	MW-07	iron	11.000	5.000	11/3/2015
1547	Waukegan	MW-07	iron	18.000	5.000	2/22/2017
1548	Waukegan	MW-07	iron	19.000	5.000	5/16/2017
1549	Waukegan	MW-07	manganese	0.460	0.150	3/10/2014
1550	Waukegan	MW-07	manganese	0.600	0.150	5/15/2014
1551	Waukegan	MW-07	manganese	0.400	0.150	8/21/2014
1552	Waukegan	MW-07	manganese	0.450	0.150	2/17/2015
1553	Waukegan	MW-07	manganese	0.620	0.150	4/20/2015
1554	Waukegan	MW-07	manganese	0.430	0.150	8/12/2015
1555	Waukegan	MW-07	manganese	0.400	0.150	11/3/2015
1556	Waukegan	MW-07	manganese	0.620	0.150	2/22/2017
1557	Waukegan	MW-07	manganese	0.690	0.150	5/16/2017

Electronic Filing: Received, Clerk's Office 10/20/2017

1558	Waukegan	MW-07	sulfate	540.000	400.000	3/10/2014
1559	Waukegan	MW-07	sulfate	880.000	400.000	5/15/2014
1560	Waukegan	MW-07	sulfate	690.000	400.000	8/21/2014
1561	Waukegan	MW-07	sulfate	710.000	400.000	2/17/2015
1562	Waukegan	MW-07	sulfate	470.000	400.000	4/20/2015
1563	Waukegan	MW-07	sulfate	760.000	400.000	8/12/2015
1564	Waukegan	MW-07	sulfate	770.000	400.000	11/3/2015
1565	Waukegan	MW-07	TDS	1600.000	1200.000	3/10/2014
1566	Waukegan	MW-07	TDS	1300.000	1200.000	5/15/2014
1567	Waukegan	MW-07	TDS	1600.000	1200.000	8/21/2014
1568	Waukegan	MW-07	TDS	1600.000	1200.000	2/17/2015
1569	Waukegan	MW-07	TDS	1400.000	1200.000	4/20/2015
1570	Waukegan	MW-07	TDS	1700.000	1200.000	8/12/2015
1571	Waukegan	MW-07	TDS	1500.000	1200.000	11/3/2015
1572	Will	MW-01	manganese	0.260	0.150	5/20/2014
1573	Will	MW-01	manganese	0.240	0.150	8/13/2014
1574	Will	MW-01	manganese	0.170	0.150	10/21/2014
1575	Will	MW-02	arsenic	0.013	0.010	10/20/2014
1576	Will	MW-02	boron	2.800	2.000	5/1/2014
1577	Will	MW-02	boron	3.000	2.000	8/13/2014
1578	Will	MW-02	boron	3.600	2.000	10/20/2014
1579	Will	MW-02	boron	3.800	2.000	2/4/2015
1580	Will	MW-02	boron	3.800	2.000	5/1/2015
1581	Will	MW-02	sulfate	510.000	400.000	10/20/2014
1582	Will	MW-02	sulfate	460.000	400.000	5/1/2015
1583	Will	MW-03	boron	3.300	2.000	5/21/2014
1584	Will	MW-03	boron	3.500	2.000	8/12/2014
1585	Will	MW-03	boron	3.600	2.000	10/20/2014
1586	Will	MW-03	boron	2.900	2.000	2/4/2015
1587	Will	MW-03	boron	4.100	2.000	7/28/2015
1588	Will	MW-03	boron	3.000	2.000	11/10/2015
1589	Will	MW-03	boron	3.000	2.000	2/17/2016
1590	Will	MW-03	boron	2.900	2.000	5/25/2016
1591	Will	MW-03	boron	3.100	2.000	8/11/2016
1592	Will	MW-03	boron	3.300	2.000	10/27/2016
1593	Will	MW-03	boron	3.000	2.000	2/1/2017
1594	Will	MW-03	boron	4.100	2.000	5/11/2017
1595	Will	MW-03	manganese	0.250	0.150	5/21/2014
1596	Will	MW-03	manganese	0.160	0.150	8/12/2014
1597	Will	MW-03	manganese	0.290	0.150	10/20/2014
1598	Will	MW-03	manganese	0.470	0.150	2/4/2015
1599	Will	MW-03	manganese	0.430	0.150	5/1/2015
1600	Will	MW-03	manganese	0.280	0.150	7/28/2015
1601	Will	MW-03	manganese	0.420	0.150	11/10/2015
1602	Will	MW-03	manganese	0.330	0.150	2/17/2016
1603	Will	MW-03	manganese	0.350	0.150	5/25/2016
1604	Will	MW-03	manganese	0.410	0.150	8/11/2016
1605	Will	MW-03	manganese	0.490	0.150	10/27/2016
1606	Will	MW-03	manganese	0.330	0.150	2/1/2017
1607	Will	MW-03	manganese	0.700	0.150	5/11/2017
1608	Will	MW-03	sulfate	560.000	400.000	5/21/2014
1609	Will	MW-03	sulfate	570.000	400.000	8/12/2014

Electronic Filing: Received, Clerk's Office 10/20/2017

1610 Will	MW-03	sulfate	570.000	400.000	10/20/2014
1611 Will	MW-03	sulfate	860.000	400.000	5/1/2015
1612 Will	MW-03	sulfate	520.000	400.000	7/28/2015
1613 Will	MW-03	sulfate	870.000	400.000	11/11/2015
1614 Will	MW-03	sulfate	1800.000	400.000	2/17/2016
1615 Will	MW-03	sulfate	1300.000	400.000	5/25/2016
1616 Will	MW-03	sulfate	880.000	400.000	8/11/2016
1617 Will	MW-03	sulfate	1400.000	400.000	10/27/2016
1618 Will	MW-03	sulfate	1200.000	400.000	2/1/2017
1619 Will	MW-03	sulfate	510.000	400.000	5/11/2017
1620 Will	MW-03	TDS	2300.000	1200.000	5/1/2015
1621 Will	MW-03	TDS	3200.000	1200.000	7/28/2015
1622 Will	MW-03	TDS	1900.000	1200.000	11/11/2015
1623 Will	MW-03	TDS	3200.000	1200.000	2/17/2016
1624 Will	MW-03	TDS	2700.000	1200.000	5/25/2016
1625 Will	MW-03	TDS	2200.000	1200.000	8/11/2016
1626 Will	MW-03	TDS	2800.000	1200.000	10/27/2016
1627 Will	MW-03	TDS	2700.000	1200.000	2/1/2017
1628 Will	MW-03	TDS	2800.000	1200.000	5/11/2017
1629 Will	MW-04	boron	4.200	2.000	5/21/2014
1630 Will	MW-04	boron	4.800	2.000	8/13/2014
1631 Will	MW-04	boron	4.500	2.000	10/20/2014
1632 Will	MW-04	boron	3.900	2.000	2/4/2015
1633 Will	MW-04	boron	4.000	2.000	5/1/2015
1634 Will	MW-04	manganese	0.490	0.150	5/21/2014
1635 Will	MW-04	manganese	0.880	0.150	8/13/2014
1636 Will	MW-04	manganese	0.640	0.150	10/20/2014
1637 Will	MW-04	manganese	0.520	0.150	2/4/2015
1638 Will	MW-04	manganese	0.450	0.150	5/1/2015
1639 Will	MW-04	sulfate	1100.000	400.000	5/21/2014
1640 Will	MW-04	sulfate	1200.000	400.000	8/13/2014
1641 Will	MW-04	sulfate	1600.000	400.000	10/20/2014
1642 Will	MW-04	sulfate	1100.000	400.000	2/4/2015
1643 Will	MW-04	sulfate	860.000	400.000	5/1/2015
1644 Will	MW-04	TDS	2500.000	1200.000	5/21/2014
1645 Will	MW-04	TDS	2200.000	1200.000	8/13/2014
1646 Will	MW-04	TDS	2600.000	1200.000	10/20/2014
1647 Will	MW-04	TDS	2600.000	1200.000	2/4/2015
1648 Will	MW-04	TDS	2300.000	1200.000	5/1/2015
1649 Will	MW-05	boron	2.900	2.000	5/21/2014
1650 Will	MW-05	boron	2.700	2.000	8/12/2014
1651 Will	MW-05	boron	4.700	2.000	10/20/2014
1652 Will	MW-05	boron	2.400	2.000	2/3/2015
1653 Will	MW-05	boron	3.700	2.000	5/1/2015
1654 Will	MW-05	boron	5.300	2.000	7/28/2015
1655 Will	MW-05	boron	5.900	2.000	11/11/2015
1656 Will	MW-05	boron	4.100	2.000	2/18/2016
1657 Will	MW-05	boron	3.700	2.000	5/26/2016
1658 Will	MW-05	boron	4.100	2.000	8/10/2016
1659 Will	MW-05	boron	3.900	2.000	10/26/2016
1660 Will	MW-05	boron	4.200	2.000	2/1/2017
1661 Will	MW-05	boron	3.500	2.000	5/11/2017

Electronic Filing: Received, Clerk's Office 10/20/2017

1662 Will	MW-05	manganese	0.170	0.150	11/11/2015
1663 Will	MW-05	sulfate	1700.000	400.000	5/21/2014
1664 Will	MW-05	sulfate	610.000	400.000	8/12/2014
1665 Will	MW-05	sulfate	840.000	400.000	10/20/2014
1666 Will	MW-05	sulfate	430.000	400.000	2/3/2015
1667 Will	MW-05	sulfate	480.000	400.000	5/1/2015
1668 Will	MW-05	sulfate	770.000	400.000	7/28/2015
1669 Will	MW-05	sulfate	780.000	400.000	11/11/2015
1670 Will	MW-05	sulfate	730.000	400.000	2/18/2016
1671 Will	MW-05	sulfate	600.000	400.000	5/26/2016
1672 Will	MW-05	sulfate	530.000	400.000	8/10/2016
1673 Will	MW-05	sulfate	500.000	400.000	2/1/2017
1674 Will	MW-05	sulfate	470.000	400.000	5/11/2017
1675 Will	MW-05	TDS	1600.000	1200.000	5/21/2014
1676 Will	MW-05	TDS	1400.000	1200.000	8/12/2014
1677 Will	MW-05	TDS	2100.000	1200.000	10/20/2014
1678 Will	MW-05	TDS	1600.000	1200.000	5/1/2015
1679 Will	MW-05	TDS	2000.000	1200.000	7/28/2015
1680 Will	MW-05	TDS	1900.000	1200.000	11/11/2015
1681 Will	MW-05	TDS	1700.000	1200.000	2/18/2016
1682 Will	MW-05	TDS	1500.000	1200.000	5/26/2016
1683 Will	MW-05	TDS	1600.000	1200.000	2/1/2017
1684 Will	MW-06	boron	2.900	2.000	5/20/2014
1685 Will	MW-06	boron	2.800	2.000	8/12/2014
1686 Will	MW-06	boron	3.400	2.000	10/20/2014
1687 Will	MW-06	boron	3.200	2.000	2/3/2015
1688 Will	MW-06	boron	3.000	2.000	4/30/2015
1689 Will	MW-06	boron	3.100	2.000	7/27/2015
1690 Will	MW-06	boron	3.600	2.000	7/28/2015
1691 Will	MW-06	boron	2.900	2.000	11/9/2015
1692 Will	MW-06	boron	3.800	2.000	2/17/2016
1693 Will	MW-06	boron	2.400	2.000	2/18/2016
1694 Will	MW-06	boron	2.900	2.000	5/26/2016
1695 Will	MW-06	boron	2.800	2.000	8/9/2016
1696 Will	MW-06	boron	3.600	2.000	8/11/2016
1697 Will	MW-06	boron	3.200	2.000	10/25/2016
1698 Will	MW-06	boron	3.900	2.000	10/26/2016
1699 Will	MW-06	boron	3.700	2.000	1/31/2017
1700 Will	MW-06	boron	2.900	2.000	2/1/2017
1701 Will	MW-06	boron	4.300	2.000	5/9/2017
1702 Will	MW-06	boron	3.000	2.000	5/11/2017
1703 Will	MW-06	sulfate	420.000	400.000	10/20/2014
1704 Will	MW-06	sulfate	440.000	400.000	4/30/2015
1705 Will	MW-06	sulfate	420.000	400.000	7/27/2015
1706 Will	MW-06	sulfate	420.000	400.000	11/9/2015
1707 Will	MW-06	sulfate	700.000	400.000	2/17/2016
1708 Will	MW-06	sulfate	530.000	400.000	5/24/2016
1709 Will	MW-06	sulfate	510.000	400.000	10/25/2016
1710 Will	MW-06	sulfate	500.000	400.000	1/31/2017
1711 Will	MW-06	sulfate	540.000	400.000	5/9/2017
1712 Will	MW-07	boron	4.800	2.000	5/20/2014
1713 Will	MW-07	boron	3.900	2.000	8/12/2014

Electronic Filing: Received, Clerk's Office 10/20/2017

1714 Will	MW-07	boron	5.100	2.000	10/21/2014
1715 Will	MW-07	boron	3.000	2.000	2/3/2015
1716 Will	MW-07	boron	3.300	2.000	4/30/2015
1717 Will	MW-07	sulfate	540.000	400.000	5/20/2014
1718 Will	MW-07	sulfate	570.000	400.000	8/12/2014
1719 Will	MW-07	sulfate	680.000	400.000	10/21/2014
1720 Will	MW-07	sulfate	440.000	400.000	4/30/2015
1721 Will	MW-07	TDS	1300.000	1200.000	5/20/2014
1722 Will	MW-07	TDS	1300.000	1200.000	8/12/2014
1723 Will	MW-07	TDS	1500.000	1200.000	10/21/2014
1724 Will	MW-08	arsenic	0.014	0.010	8/12/2014
1725 Will	MW-08	boron	2.500	2.000	5/20/2014
1726 Will	MW-08	boron	2.400	2.000	8/12/2014
1727 Will	MW-08	boron	2.800	2.000	10/21/2014
1728 Will	MW-08	boron	2.300	2.000	2/3/2015
1729 Will	MW-08	boron	2.300	2.000	4/30/2015
1730 Will	MW-08	boron	2.800	2.000	7/27/2015
1731 Will	MW-08	boron	4.000	2.000	11/9/2015
1732 Will	MW-08	boron	2.800	2.000	2/16/2016
1733 Will	MW-08	boron	2.300	2.000	5/24/2016
1734 Will	MW-08	boron	2.600	2.000	8/9/2016
1735 Will	MW-08	boron	4.100	2.000	10/25/2016
1736 Will	MW-08	boron	2.500	2.000	1/31/2017
1737 Will	MW-08	manganese	0.390	0.150	2/20/2014
1738 Will	MW-08	manganese	0.350	0.150	5/20/2014
1739 Will	MW-08	manganese	0.300	0.150	8/12/2014
1740 Will	MW-08	manganese	0.440	0.150	10/21/2014
1741 Will	MW-08	manganese	0.310	0.150	2/3/2015
1742 Will	MW-08	manganese	0.280	0.150	4/30/2015
1743 Will	MW-08	manganese	0.310	0.150	7/27/2015
1744 Will	MW-08	manganese	0.250	0.150	11/9/2015
1745 Will	MW-08	manganese	0.240	0.150	2/16/2016
1746 Will	MW-08	manganese	0.360	0.150	5/24/2016
1747 Will	MW-08	manganese	0.270	0.150	8/9/2016
1748 Will	MW-08	manganese	0.620	0.150	10/25/2016
1749 Will	MW-08	manganese	0.240	0.150	1/31/2017
1750 Will	MW-08	sulfate	520.000	400.000	4/30/2015
1751 Will	MW-08	sulfate	650.000	400.000	7/27/2015
1752 Will	MW-08	sulfate	800.000	400.000	11/9/2015
1753 Will	MW-08	sulfate	750.000	400.000	2/16/2016
1754 Will	MW-08	sulfate	580.000	400.000	5/24/2016
1755 Will	MW-08	sulfate	520.000	400.000	8/9/2016
1756 Will	MW-08	sulfate	680.000	400.000	10/25/2016
1757 Will	MW-08	sulfate	450.000	400.000	1/31/2017
1758 Will	MW-08	TDS	1300.000	1200.000	2/20/2014
1759 Will	MW-08	TDS	1400.000	1200.000	5/20/2014
1760 Will	MW-08	TDS	1500.000	1200.000	10/21/2014
1761 Will	MW-08	TDS	1400.000	1200.000	2/3/2015
1762 Will	MW-08	TDS	1400.000	1200.000	4/30/2015
1763 Will	MW-08	TDS	1600.000	1200.000	11/9/2015
1764 Will	MW-08	TDS	1600.000	1200.000	2/16/2016
1765 Will	MW-08	TDS	1400.000	1200.000	5/24/2016

Electronic Filing: Received, Clerk's Office 10/20/2017

1766 Will	MW-08	TDS	1300.000	1200.000	8/9/2016
1767 Will	MW-08	TDS	1700.000	1200.000	10/25/2016
1768 Will	MW-08	TDS	1500.000	1200.000	1/31/2017
1769 Will	MW-09	arsenic	0.014	0.010	4/30/2015
1770 Will	MW-09	arsenic	0.017	0.010	11/10/2015
1771 Will	MW-09	arsenic	0.011	0.010	8/10/2016
1772 Will	MW-09	arsenic	0.025	0.010	10/26/2016
1773 Will	MW-09	arsenic	0.013	0.010	2/2/2017
1774 Will	MW-09	boron	2.100	2.000	11/11/2015
1775 Will	MW-09	boron	2.600	2.000	10/25/2016
1776 Will	MW-09	chloride	250.000	200.000	5/20/2014
1777 Will	MW-09	chloride	210.000	200.000	8/12/2014
1778 Will	MW-09	chloride	310.000	200.000	4/30/2015
1779 Will	MW-09	chloride	230.000	200.000	7/27/2015
1780 Will	MW-09	chloride	250.000	200.000	1/31/2017
1781 Will	MW-09	chloride	360.000	200.000	5/9/2017
1782 Will	MW-09	sulfate	430.000	400.000	10/21/2014
1783 Will	MW-10	arsenic	0.012	0.010	2/3/2015
1784 Will	MW-10	arsenic	0.014	0.010	4/30/2015
1785 Will	MW-10	boron	2.200	2.000	5/20/2014
1786 Will	MW-10	boron	2.100	2.000	8/13/2014
1787 Will	MW-10	boron	3.300	2.000	10/20/2014
1788 Will	MW-10	boron	3.300	2.000	2/3/2015
1789 Will	MW-10	boron	3.600	2.000	4/20/2015
1790 Will	MW-10	boron	3.100	2.000	7/27/2015
1791 Will	MW-10	boron	4.400	2.000	11/10/2015
1792 Will	MW-10	boron	3.600	2.000	2/16/2016
1793 Will	MW-10	boron	3.800	2.000	5/25/2016
1794 Will	MW-10	boron	3.700	2.000	8/10/2016
1795 Will	MW-10	boron	3.500	2.000	10/26/2016
1796 Will	MW-10	boron	3.200	2.000	2/2/2017
1797 Will	MW-10	boron	3.000	2.000	5/10/2017
1798 Will	MW-10	manganese	0.250	0.150	10/20/2014
1799 Will	MW-10	manganese	0.380	0.150	2/3/2015
1800 Will	MW-10	manganese	0.290	0.150	4/20/2015
1801 Will	MW-10	manganese	0.190	0.150	7/27/2015
1802 Will	MW-10	manganese	0.260	0.150	11/11/2015
1803 Will	MW-10	manganese	0.250	0.150	2/16/2016
1804 Will	MW-10	manganese	0.200	0.150	5/25/2016
1805 Will	MW-10	manganese	0.250	0.150	8/10/2016
1806 Will	MW-10	manganese	0.430	0.150	10/26/2016
1807 Will	MW-10	manganese	0.320	0.150	2/2/2017
1808 Will	MW-10	manganese	0.210	0.150	5/10/2017

** Exceedances presented in Exhibit B to Complainants Jan 14, 2015 amended complaint*

Summary Table 1: Exceedances presented in Exhibit B to Complainants Jan 14, 2015 amended complaint					
	Joliet 29	Powerton	Waukegan	Will	TOTAL
antimony	6	1	1	3	11
arsenic		46	24	6	76
boron	2	33	51	102	188
chloride	84	33	5	10	132
iron	11	30	11		52
manganese	18	169	23	74	284
nickel					
nitrogen/nitrate		12	1		13
selenium		2	2	1	5
sulfate	16	50	18	66	150
TDS	18	58	18	35	129
thallium		8			8
vanadium					
TOTAL	155	442	154	297	1048

Summary Table 2: Exceedances from more recent dates					
	Joliet 29	Powerton	Waukegan	Will	TOTAL
antimony					
arsenic		24	34	9	67
boron		25	59	86	170
chloride	25	18	4	6	53
iron	9	10	23		42
manganese	14	77	32	46	169
nickel	4				4
nitrogen/nitrate		12			12
selenium					
sulfate	4	44	17	53	118
TDS	14	49	17	37	117
thallium					
vanadium			8		8
TOTAL	70	259	194	237	760

Summary Table 3: Combined list of exceedances (2010-2017)					
	Joliet 29	Powerton	Waukegan	Will	TOTAL
antimony	6	1	1	3	11
arsenic		70	58	15	143
boron	2	58	110	188	358
chloride	109	51	9	16	185
iron	20	40	34		94
manganese	32	246	55	120	453
nickel	4				4
nitrogen/nitrate		24	1		25
selenium		2	2	1	5
sulfate	20	94	35	119	268
TDS	32	107	35	72	246
thallium		8			8
vanadium			8		8
TOTAL	225	701	348	534	1808

CERTIFICATE OF SERVICE

The undersigned certifies that a true copy of the foregoing Notice of Electronic filing and Demonstrative Exhibits was filed electronically on October 20, 2017 and served via electronic mail on October 20, 2017 on the parties listed on the following Service List.

Respectfully Submitted,

Lindsay Dubin



Lindsay Dubin
Environmental Law & Policy Center
35 E. Wacker Dr., Suite 1600
Chicago, IL 60601
ldubin@elpc.org
(312) 795-3726

PCB 2013-015 SERVICE LIST:

Jennifer T. Nijman
Susan M. Franzetti
Kristen L. Gale
NIJMAN FRANZETTI LLP
10 South LaSalle Street, Suite 3600
Chicago, IL 60603

Gregory E. Wannier
2101 Webster St., Ste. 1300
Oakland, CA 94612
(415) 977-5646
Greg.wannier@sierraclub.org

Bradley P. Halloran,
Hearing Officer
Illinois Pollution Control Board
100 West Randolph St., Suite 11-500
Chicago, IL 60601

Abel Russ
Attorney
Environmental Integrity Project
1000 Vermont Avenue NW
Washington, DC 20005
aruss@environmentalintegrity.org
(802) 662-7800 (phone)
(202) 296-8822 (fax)

Keith Harley
Chicago Legal Clinic, Inc.
211 W. Wacker, Suite 750
Chicago, IL 60606
kharley@kentlaw.iit.edu
312-726-2938 (phone)
312-726-5206 (fax)

Faith E. Bugel
1004 Mohawk Wilmette, IL
60091
fbugel@gmail.com
(312) 282-9119 (phone)